

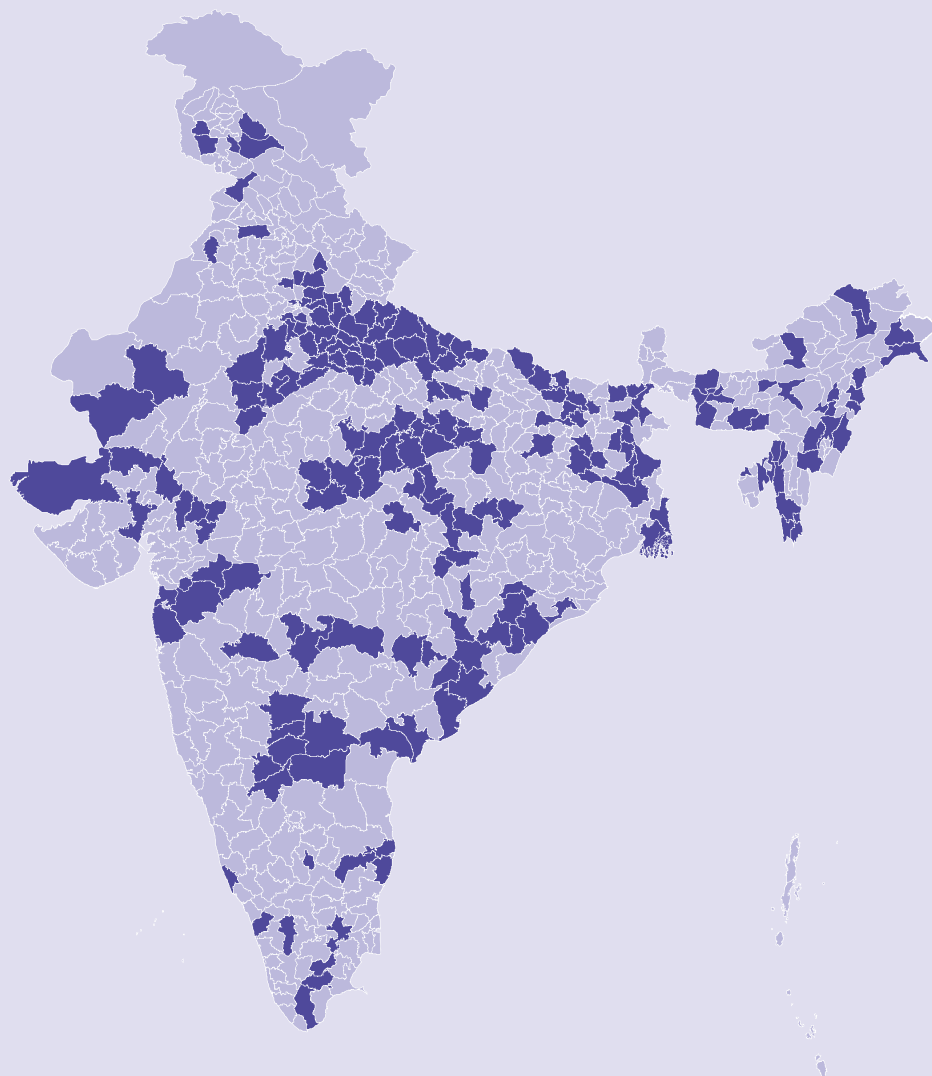


Be Wise!
Get your child
fully immunized

NATIONAL & STATE FACTSHEETS

CONTENT

India	1
Andhra Pradesh	3
Arunachal Pradesh	5
Assam	7
Bihar	9
Chhattisgarh	11
Haryana	13
Jharkhand	15
Karnataka	17
Kerala	19
Madhya Pradesh	21
Maharashtra	23
Manipur	25
Meghalaya	27
Mizoram	29
Nagaland	31
Odisha	33
Puducherry	35
Punjab	37
Rajasthan	39
Tamil Nadu	41
Telangana	43
Tripura	45
Uttar Pradesh	47
Uttarakhand	49
West Bengal	51
Delhi	53
Gujarat	54
Jammu & Kashmir	55



PHASE 1: 201 Districts across 28 States

Andhra Pradesh	5
Arunachal Pradesh	5
Assam	8
Bihar	14
Chhattisgarh	8
Delhi	2
Gujarat	9
Haryana	5
Jammu & Kashmir	5
Jharkhand	6
Karnataka	6
Kerala	2
Madhya Pradesh	15
Maharashtra	7
Manipur	4
Meghalaya	3
Mizoram	4
Nagaland	6
Odisha	10
Pondicherry	1
Punjab	3
Rajasthan	9
Tamil Nadu	8
Telangana	2
Tripura	3
Uttar Pradesh	44
Uttarakhand	1
West Bengal	6

■ High Focus Districts

Birth
Cohort¹

2,60,90,000

Infant
mortality rate²

40/1000

Children under 5
mortality rate³

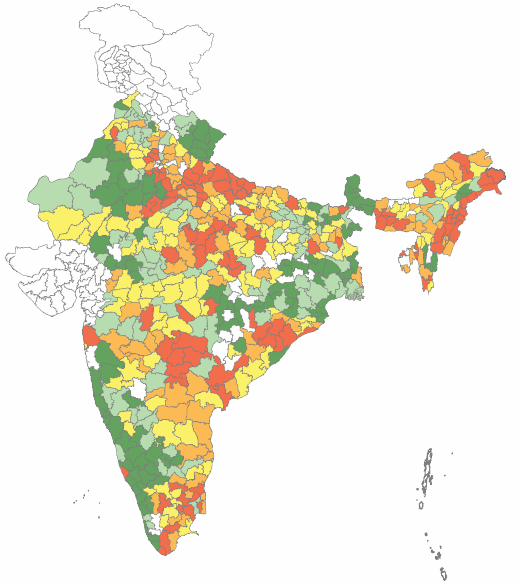
52/1000

Immunization
sessions conducted
in the year 2013-14⁴

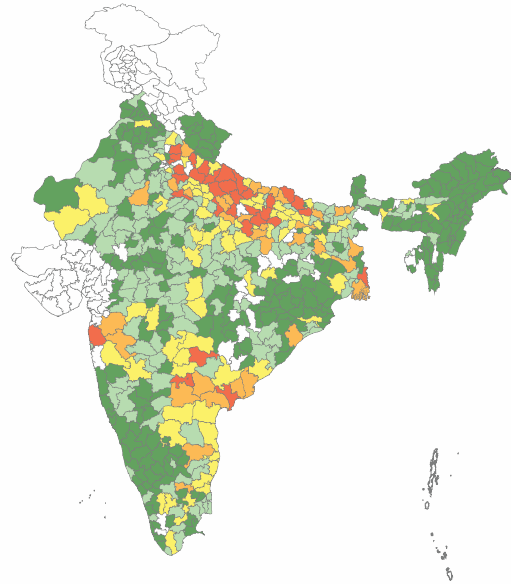
1,06,18,119

FULL IMMUNIZATION STATUS

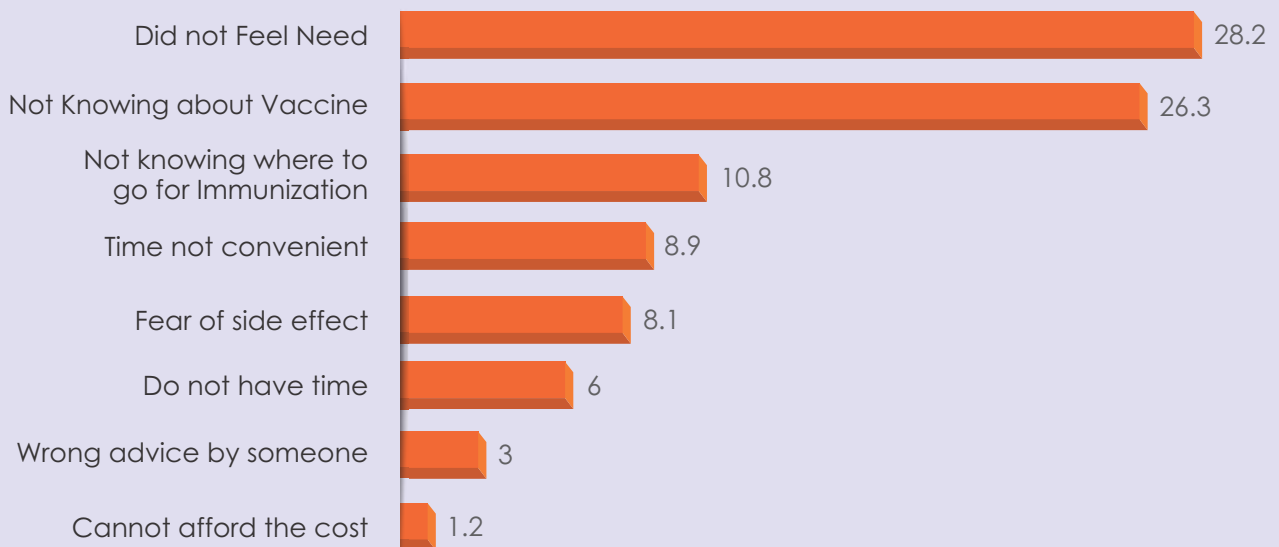
Full immunization⁵



Estimated partially immunized & not immunized children⁶



REASON FOR PARTIAL & NO IMMUNIZATION⁷



¹Estimated infants for year 2014-15: MoHFW

²Sample Registration 2013

³Sample Registration 2012

⁴HMIS data

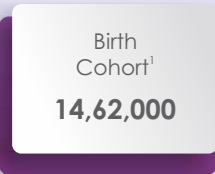
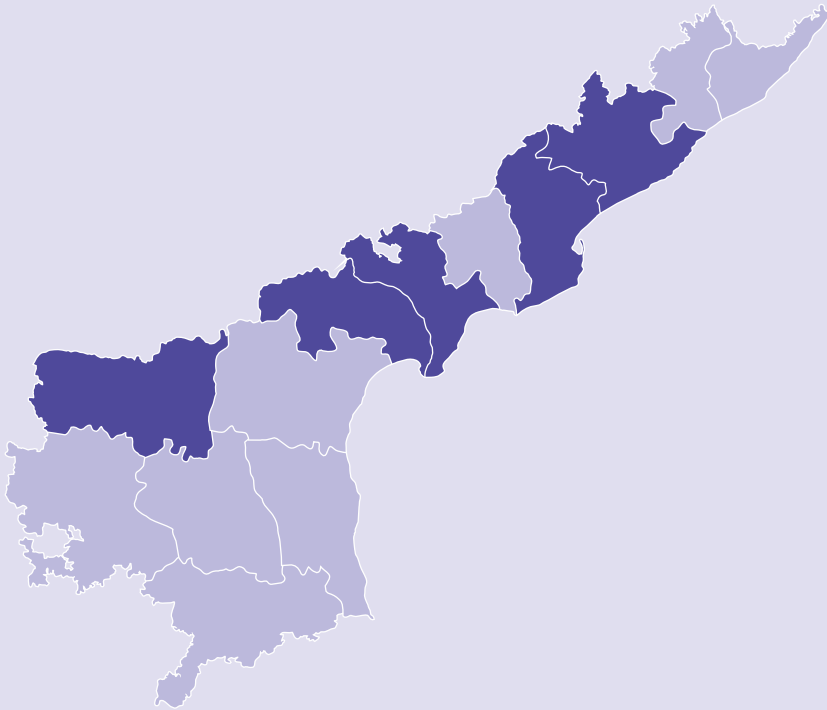
^{5&6}DLHS 2012-13 and AHS 2012-13. Recent evaluated data not available for Gujarat, Jammu & Kashmir and Delhi.

⁷Coverage Evaluation Survey 2009

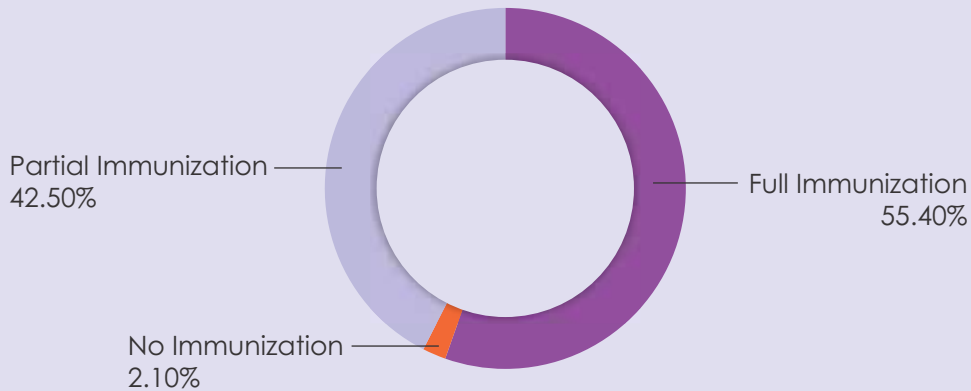
PHASE 1: 5 High Focus Districts

East Godavari
Guntur
Krishna
Kurnool
Visakhapatnam

■ Identified JE endemic districts where JE campaign activity is planned but not completed yet

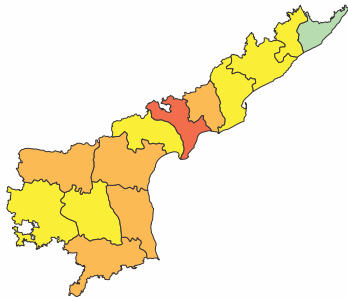


IMMUNIZATION COVERAGE (DLHS 2012-13)

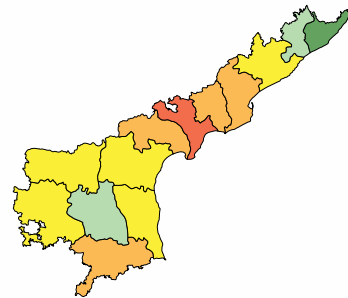


FULL IMMUNIZATION STATUS

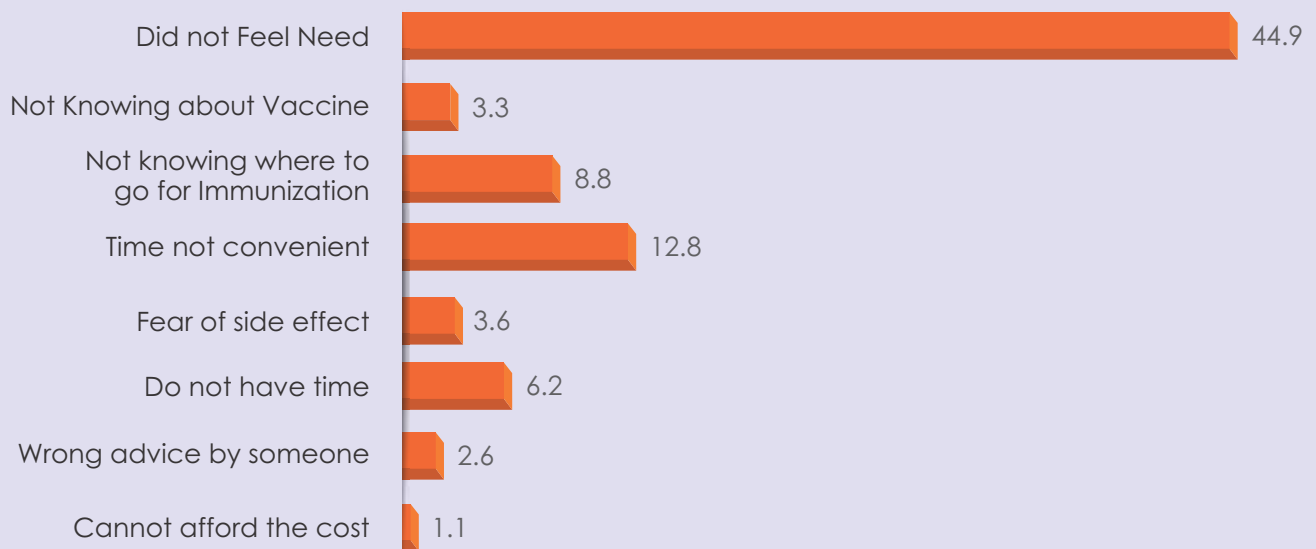
Full immunization⁵,
55.4%



Estimated partially immunized & not immunized children⁶,
~ 341459



REASON FOR PARTIAL & NO IMMUNIZATION⁷



*Data reflects the status of Andhra Pradesh & Telangana taken together

¹Estimated infants for year 2014-15: MoHFW

²Sample Registration 2013

³Sample Registration 2012

⁴HMIS data

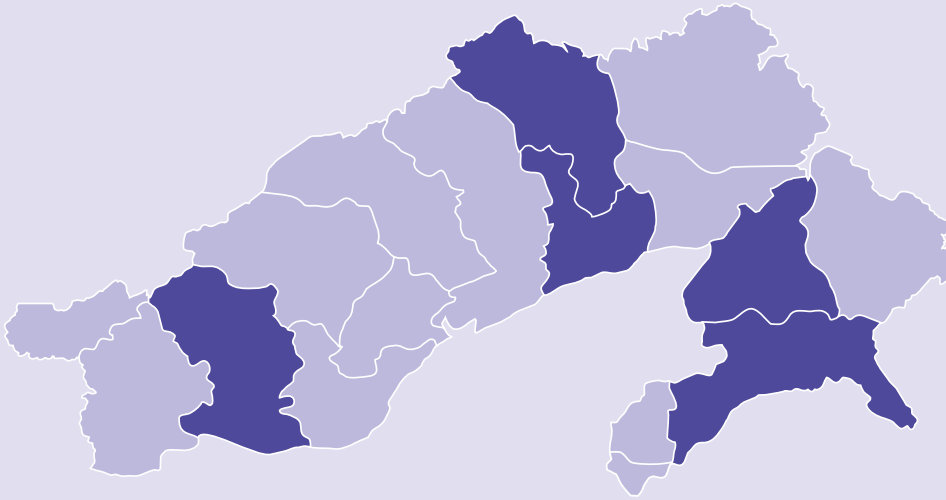
^{5,6}DLHS 2012-13

⁷Coverage Evaluation Survey 2009

PHASE 1: 5 High Focus Districts

Changlong
East Kameng
East Siang
Lohit
Upper Siang

Identified JE endemic districts where JE campaign activity is planned but not completed yet



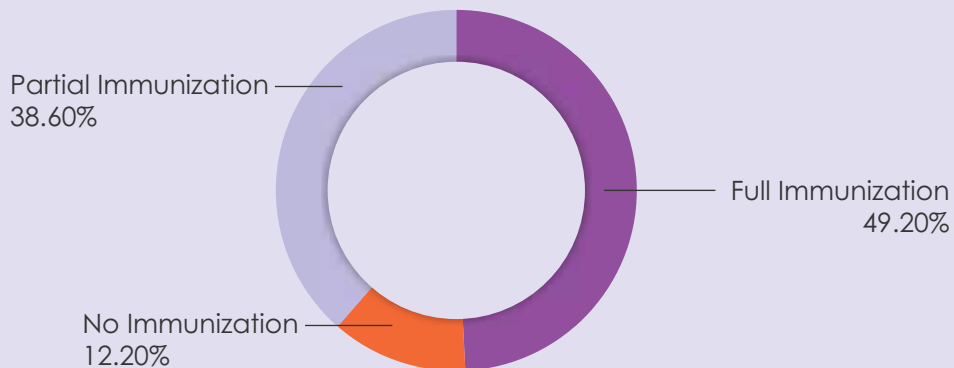
Birth Cohort¹
27,000

Infant mortality rate²
32/1000

Children under 5 mortality rate
Not Available

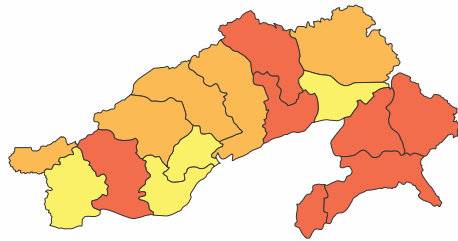
Immunization sessions conducted in the year 2013-14³
8,112

IMMUNIZATION COVERAGE (DLHS 2012-13)



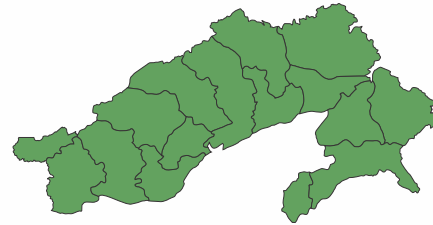
FULL IMMUNIZATION STATUS

Full immunization⁴,
49.2%



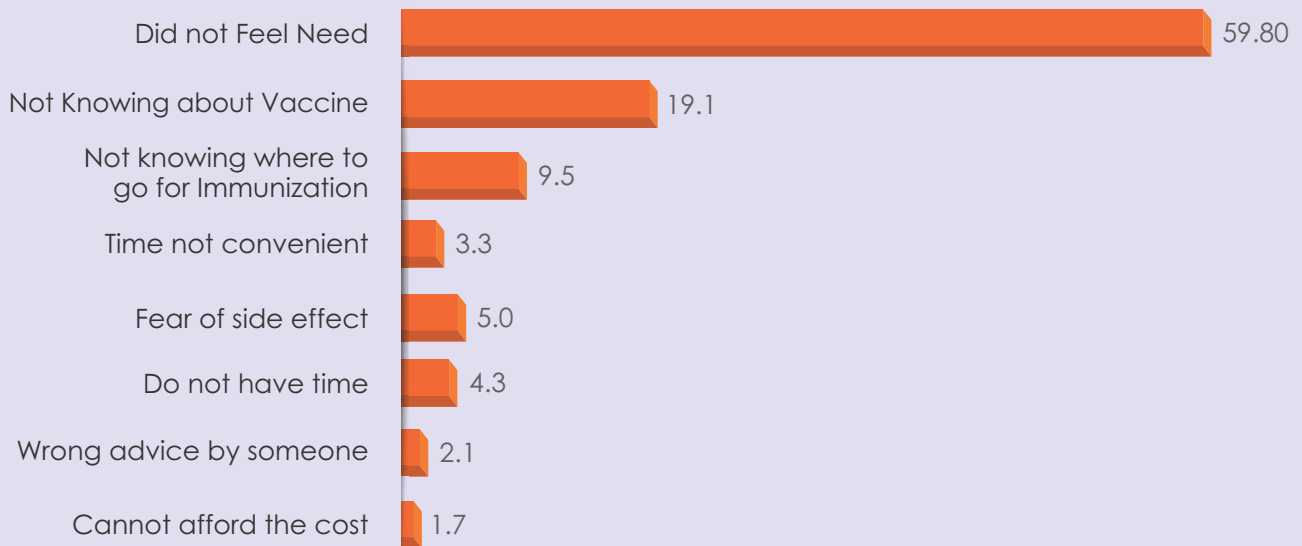
■ Less than 50%
 ■ 50% - 60%
 ■ 60% - 70%
■ 70% - 80%
 ■ >= 80%
 □ Survey not conducted

Estimated partially immunized & not immunized children⁵,
~ 13716



■ < 10,000
 ■ 10,000 - 20,000
 ■ 20,000 - 30,000
■ 30,000 - 40,000
 ■ >= 40,000
 □ Survey not conducted

REASON FOR PARTIAL & NO IMMUNIZATION⁶



¹Estimated infants for year 2014-15: MoHFW

²Sample Registration 2013

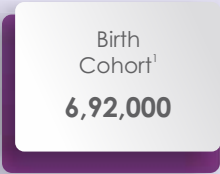
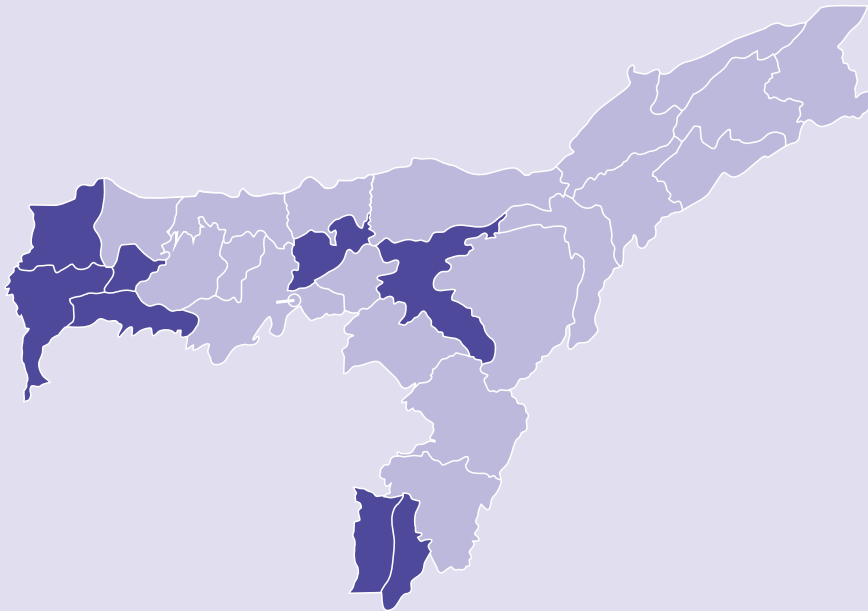
³HMIS data

^{4&5}DLHS 2012-13

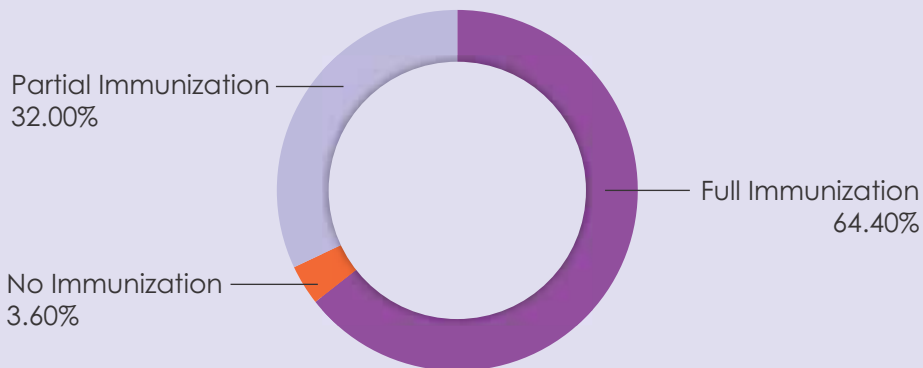
⁶Coverage Evaluation Survey 2009

PHASE 1: 8 High Focus Districts

- Bongaigaon
- Darrang
- Dhubri
- Goalpara
- Hailakandi
- Karimganj
- Kokrajhar
- Nagaon

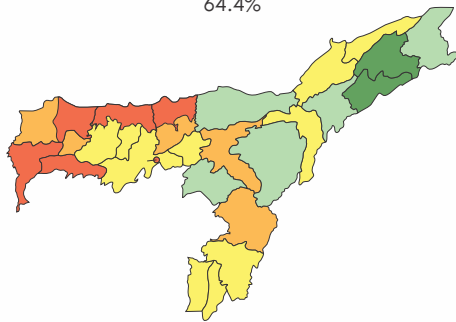


IMMUNIZATION COVERAGE (AHS 2012-13)



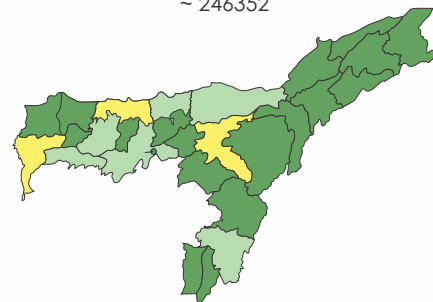
FULL IMMUNIZATION STATUS

Full immunization⁵,
64.4%



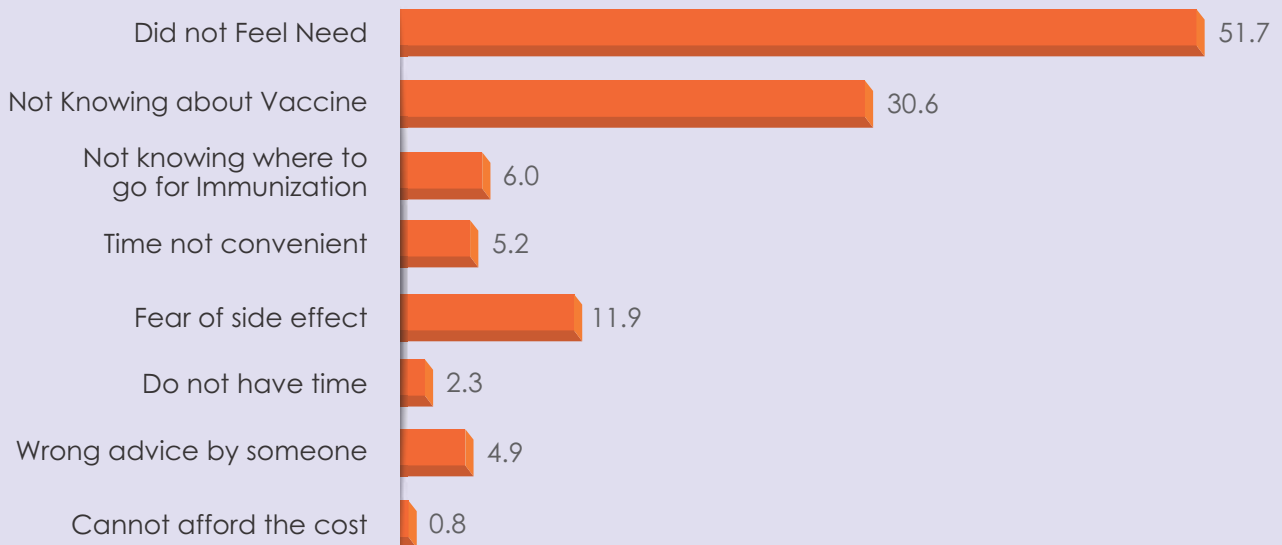
■ Less than 50%
 ■ 50% - 60%
 ■ 60% - 70%
■ 70% - 80%
 ■ >= 80%
 □ Survey not conducted

Estimated partially immunized & not immunized children⁶,
~ 246352



■ < 10,000
 ■ 10,000 - 20,000
 ■ 20,000 - 30,000
■ 30,000 - 40,000
■ >= 40,000
 □ Survey not conducted

REASON FOR PARTIAL & NO IMMUNIZATION⁷



¹Estimated infants for year 2014-15: MoHFW

²Sample Registration 2013

³Sample Registration 2012

⁴HMIS data

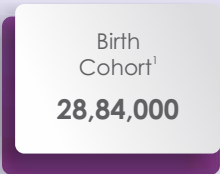
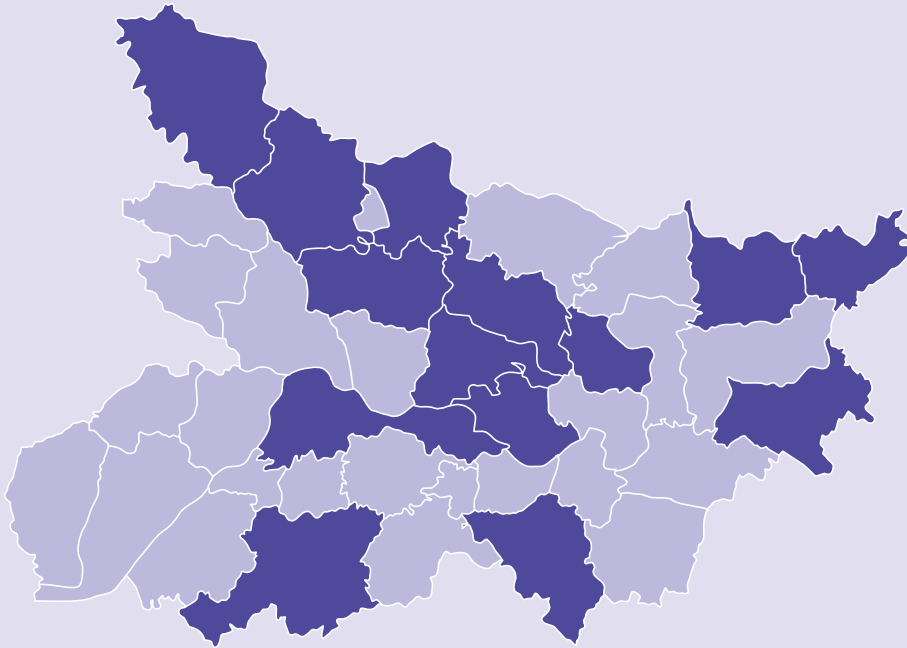
^{5,6}AHS 2012-13

⁷Coverage Evaluation Survey 2009

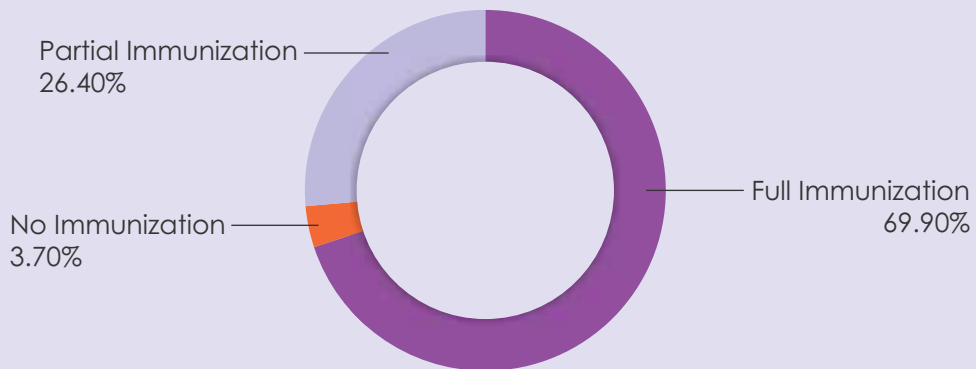
PHASE 1: 14 High Focus Districts

- Araria
- Begusarai
- Champaran East
- Champaran West
- Darbhanga
- Gaya
- Jamui
- Katihar
- Kishanganj
- Muzaffarpur
- Patna
- Saharsa
- Samastipur
- Sitamarhi

Identified JE endemic districts where JE campaign activity is planned but not completed yet

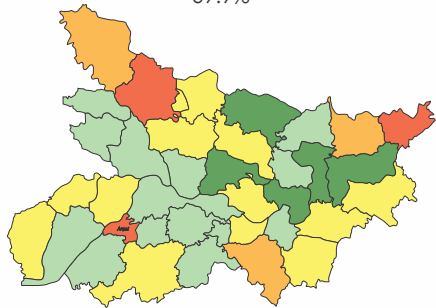


IMMUNIZATION COVERAGE (AHS 2012-13)



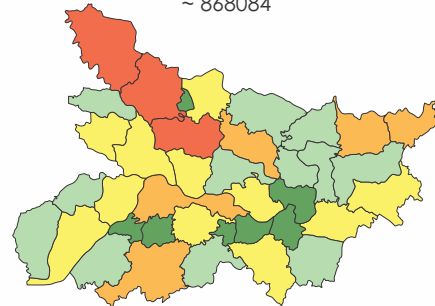
FULL IMMUNIZATION STATUS

Full immunization⁵,
69.9%



■ Less than 50%
 ■ 50% - 60%
 ■ 60% - 70%
■ 70% - 80%
 ■ >= 80%
 □ Survey not conducted

Estimated partially immunized & not immunized children⁶,
~ 868084



■ < 10,000
 ■ 10,000 - 20,000
 ■ 20,000 - 30,000
■ 30,000 - 40,000
■ >= 40,000
 □ Survey not conducted

REASON FOR PARTIAL & NO IMMUNIZATION⁷



¹Estimated infants for year 2014-15: MoHFW

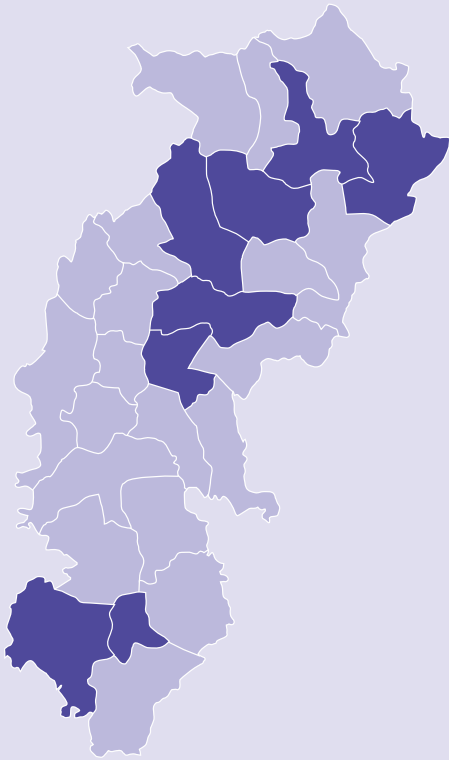
²Sample Registration 2013

³Sample Registration 2012

⁴HMIS data

⁵& ⁶AHS 2012-13

⁷Coverage Evaluation Survey 2009

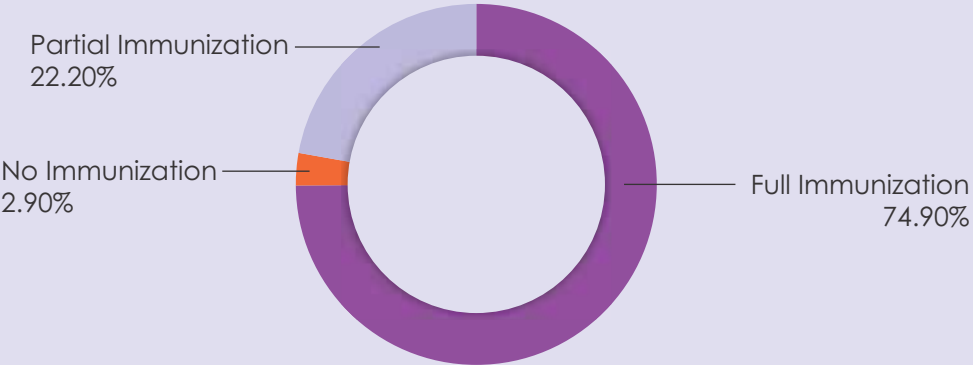


PHASE 1: 8 High Focus Districts

- Balodabazaar Bhatapara
- Bijaapur
- Bilaspur
- Dantewada
- Jashpur
- Korba
- Raipur
- Sarguja

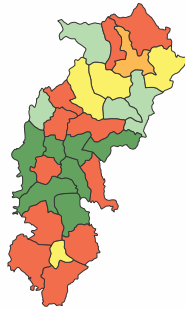


IMMUNIZATION COVERAGE (AHS 2012-13)

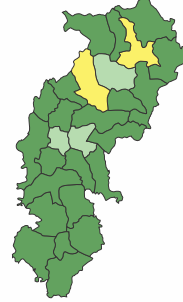


FULL IMMUNIZATION STATUS

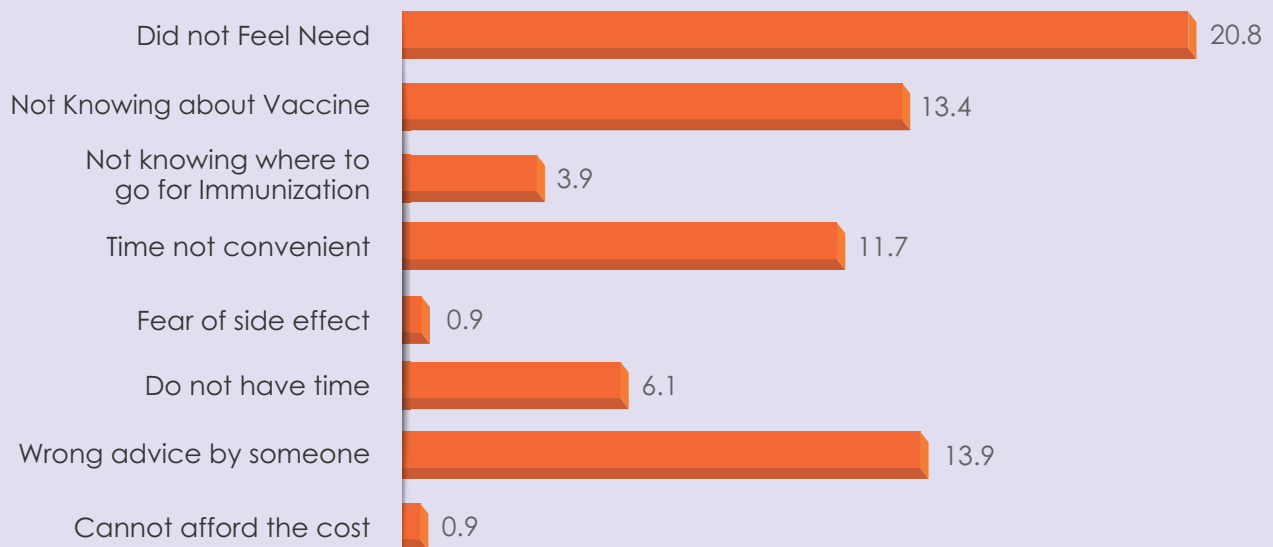
Full immunization⁵,
74.9%



Estimated partially immunized & not immunized children⁶,
~ 156624



REASON FOR PARTIAL & NO IMMUNIZATION⁷



¹Estimated infants for year 2014-15: MoHFW

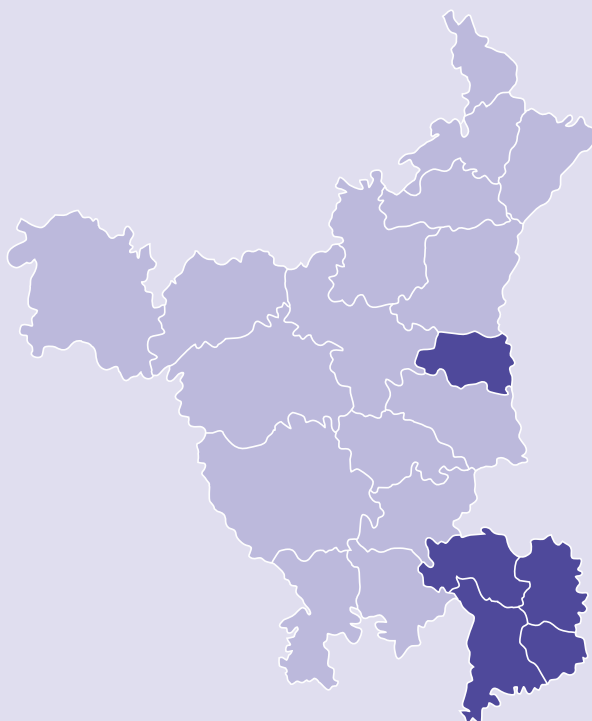
²Sample Registration 2013

³Sample Registration 2012

⁴HMIS data

^{5,6}AHS 2012-13

⁷Coverage Evaluation Survey 2009



PHASE 1: 5 High Focus Districts

Faridabad
Gurgaon
Mewat
Palwal

Panipat

■ Identified JE endemic districts where JE campaign activity is planned but not completed yet

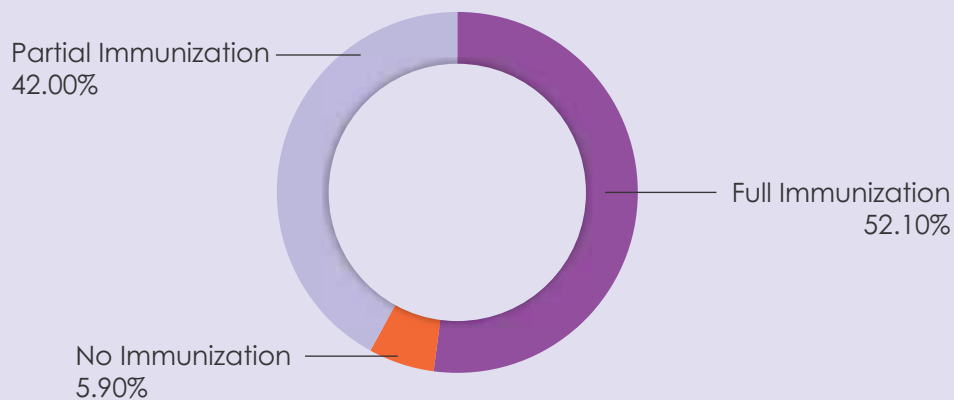
Birth Cohort¹
5,55,000

Infant mortality rate²
41/1000

Children under 5 mortality rate³
48/1000

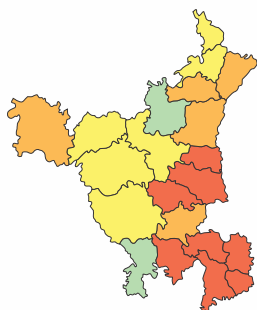
Immunization sessions conducted in the year 2013-14⁴
2,54,463

IMMUNIZATION COVERAGE (DLHS 2012-13)



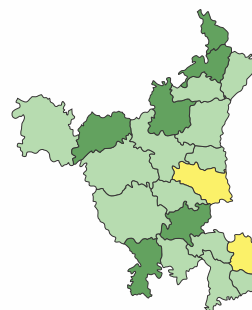
FULL IMMUNIZATION STATUS

Full immunization⁵,
52.1%



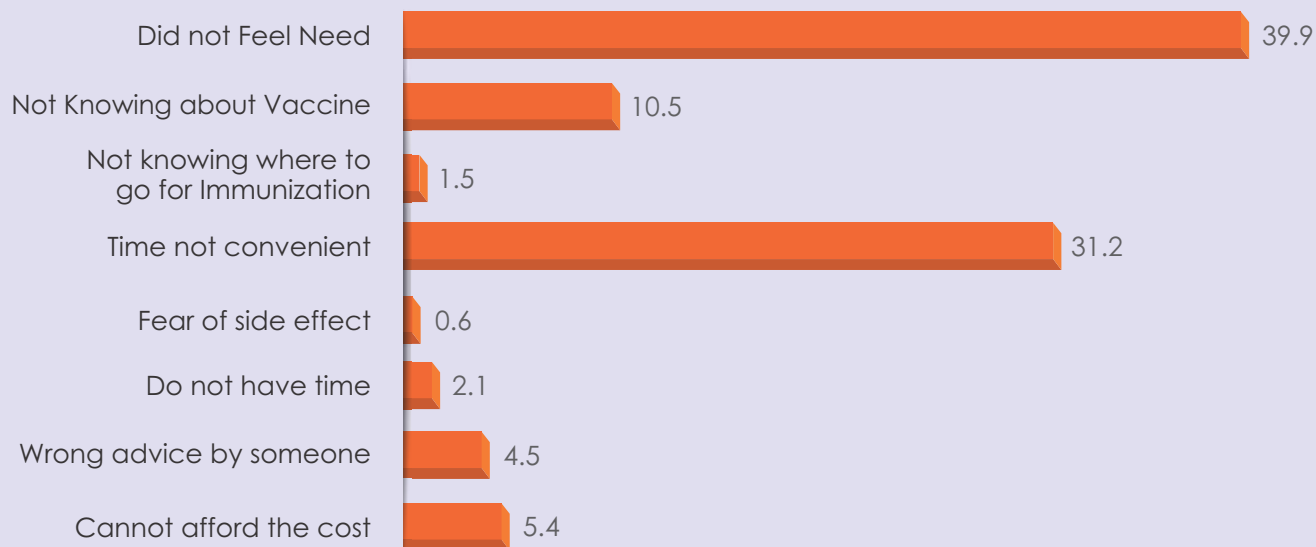
■ Less than 50%
 ■ 50% - 60%
 ■ 60% - 70%
■ 70% - 80%
 ■ >= 80%
 □ Survey not conducted

Estimated partially immunized & not immunized children⁶,
~ 265845



■ < 10,000
 ■ 10,000 - 20,000
 ■ 20,000 - 30,000
■ 30,000 - 40,000
■ >= 40,000
 □ Survey not conducted

REASON FOR PARTIAL & NO IMMUNIZATION⁷



¹Estimated infants for year 2014-15: MoHFW

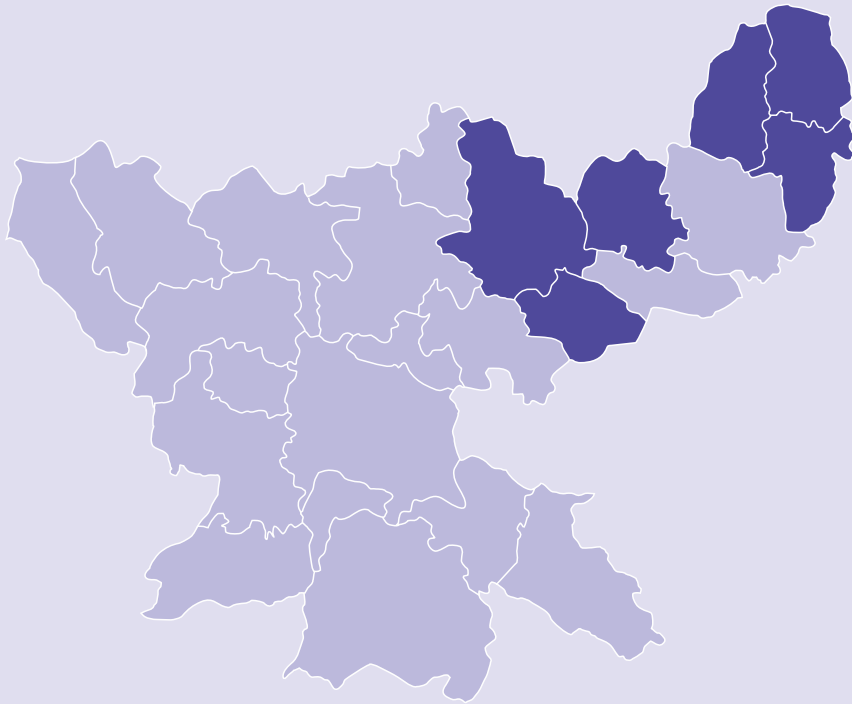
²Sample Registration 2013

³Sample Registration 2012

⁴HMIS data

^{5,6}DLHS 2012-13

⁷Coverage Evaluation Survey 2009



PHASE 1: 6 High Focus Districts

Deoghar
Dhanbad

Girdih

Godda

Pakur

Sahibganj

- Identified JE endemic districts where JE campaign activity is planned but not completed yet
- Identified JE endemic districts where JE campaign activity has been completed and JE vaccine is being provided as part of RI

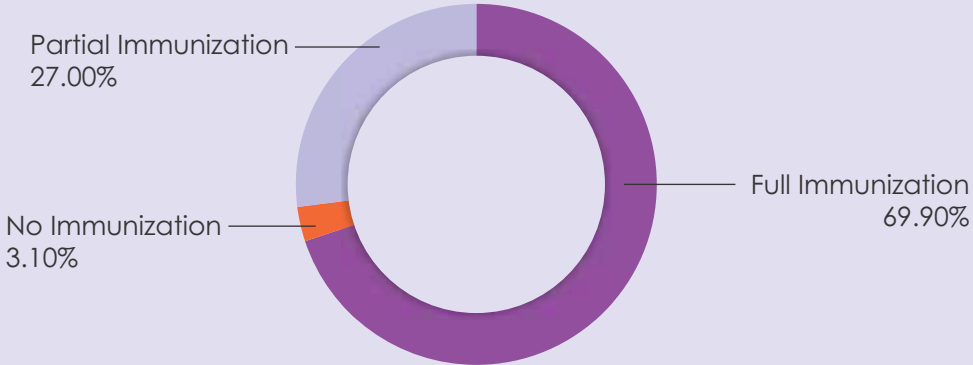
Birth Cohort¹
8,22,000

Infant mortality rate²
37/1000

Children under 5 mortality rate³
50/1000

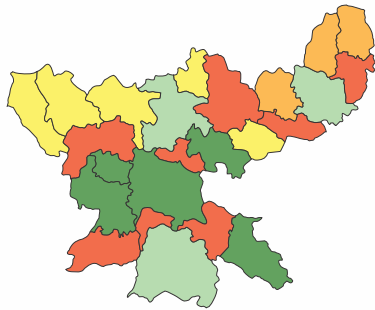
Immunization sessions conducted in the year 2013-14⁴
4,18,986

IMMUNIZATION COVERAGE (AHS 2012-13)



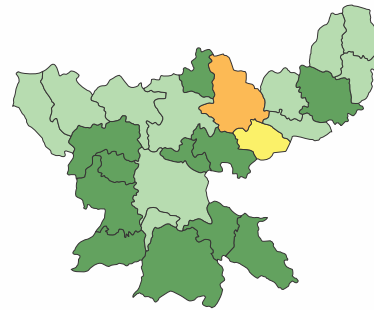
FULL IMMUNIZATION STATUS

Full immunization⁵,
69.9%



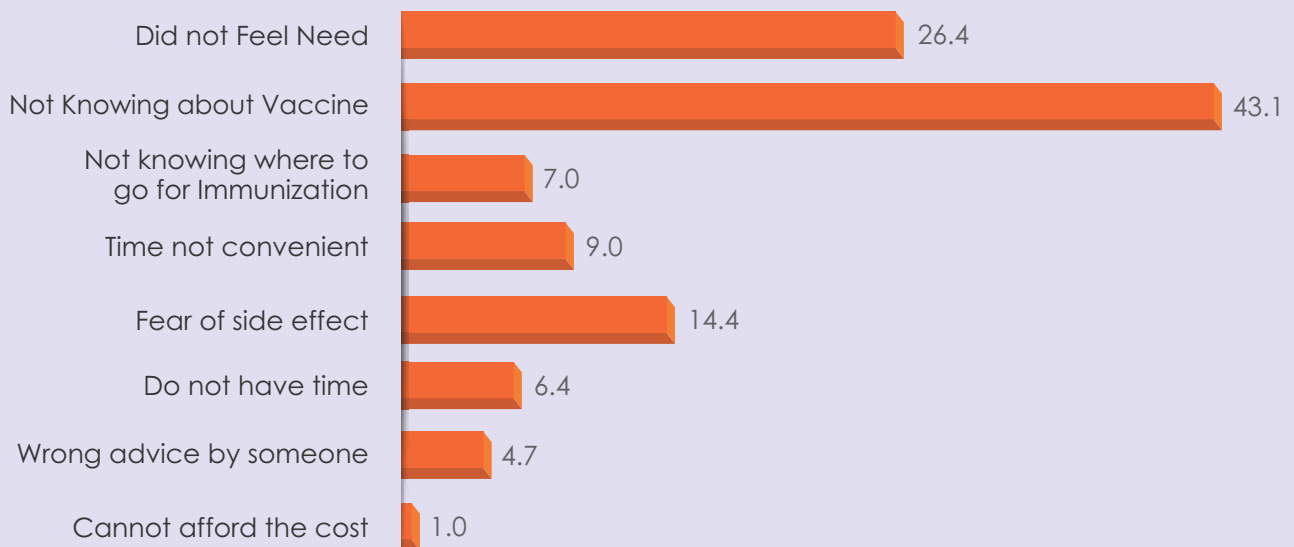
■ Less than 50%
 ■ 50% - 60%
 ■ 60% - 70%
■ 70% - 80%
 ■ >= 80%
 □ Survey not conducted

Estimated partially immunized & not immunized children⁶,
~ 247422



■ < 10,000
 ■ 10,000 - 20,000
 ■ 20,000 - 30,000
■ 30,000 - 40,000
■ >= 40,000
 □ Survey not conducted

REASON FOR PARTIAL & NO IMMUNIZATION⁷



¹Estimated infants for year 2014-15: MoHFW

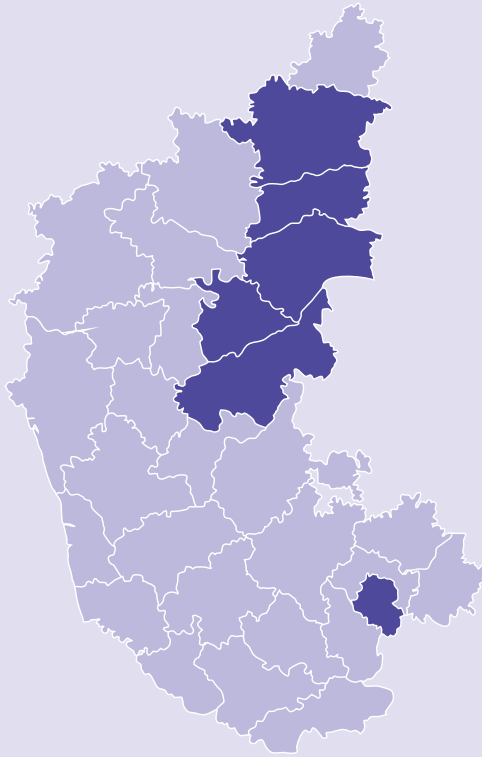
²Sample Registration 2013

³Sample Registration 2012

⁴HMIS data

^{5,6}AHS 2012-13

⁷Coverage Evaluation Survey 2009



PHASE 1: 6 High Focus Districts

Bangalore (U)

Bellary

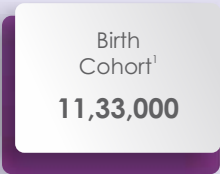
Gulbarga

Koppal

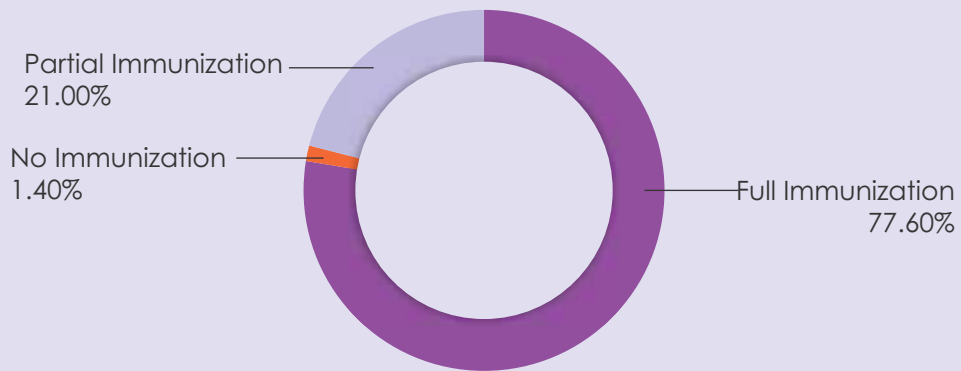
Raichur

Yadgir

Identified JE endemic districts where JE campaign activity is planned but not completed yet

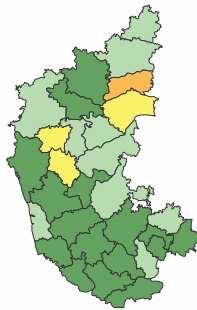


IMMUNIZATION COVERAGE (DLHS 2012-13)



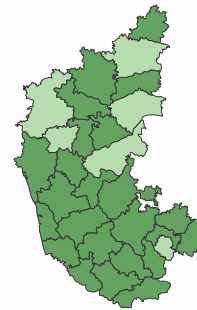
FULL IMMUNIZATION STATUS

Full immunization⁵,
77.6%



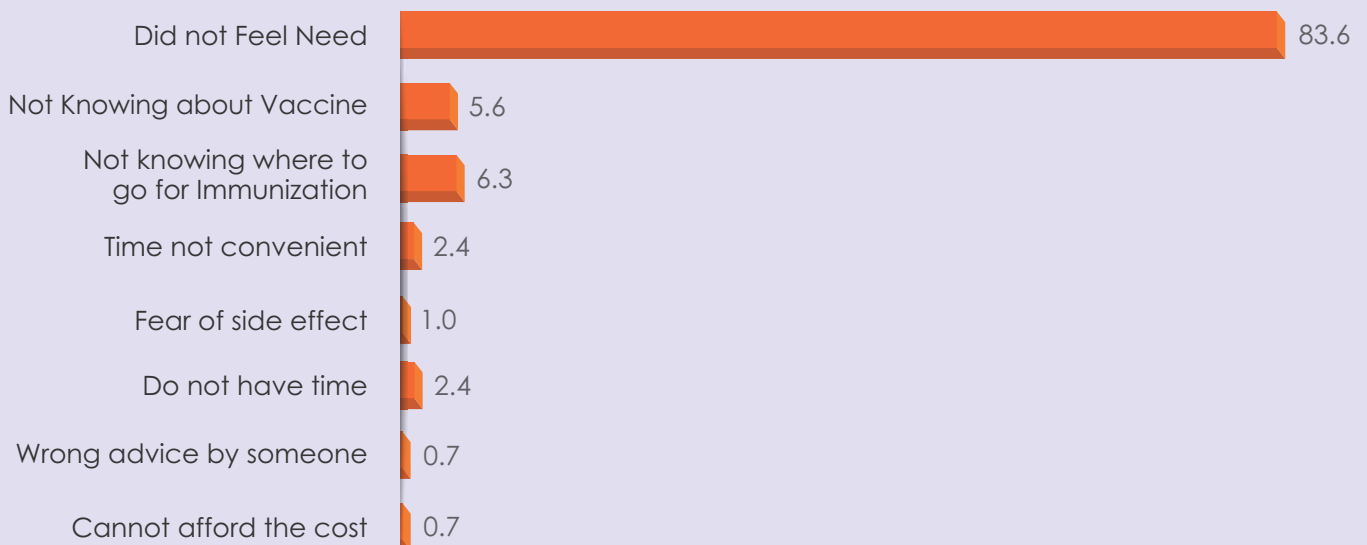
■ Less than 50%
 ■ 50% - 60%
 ■ 60% - 70%
■ 70% - 80%
 ■ >= 80%
 □ Survey not conducted

Estimated partially immunized & not immunized children⁶,
~ 253792



■ < 10,000
 ■ 10,000 - 20,000
 ■ 20,000 - 30,000
■ 30,000 - 40,000
■ >= 40,000
 □ Survey not conducted

REASON FOR PARTIAL & NO IMMUNIZATION⁷



¹Estimated infants for year 2014-15: MoHFW

²Sample Registration 2013

³Sample Registration 2012

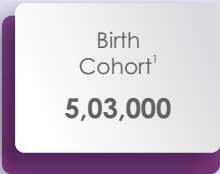
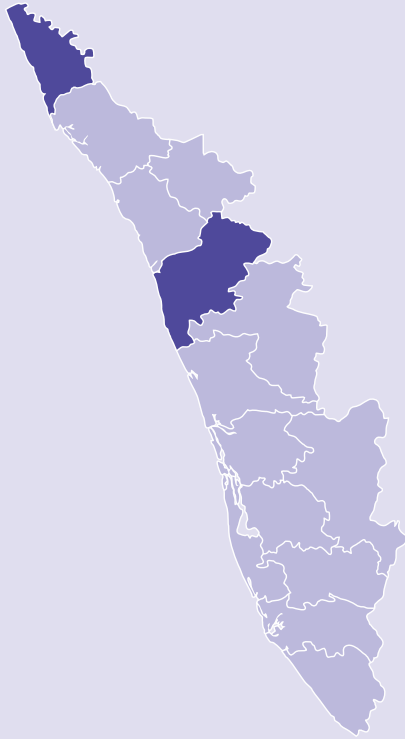
⁴HMIS data

^{5&6}DLHS 2012-13

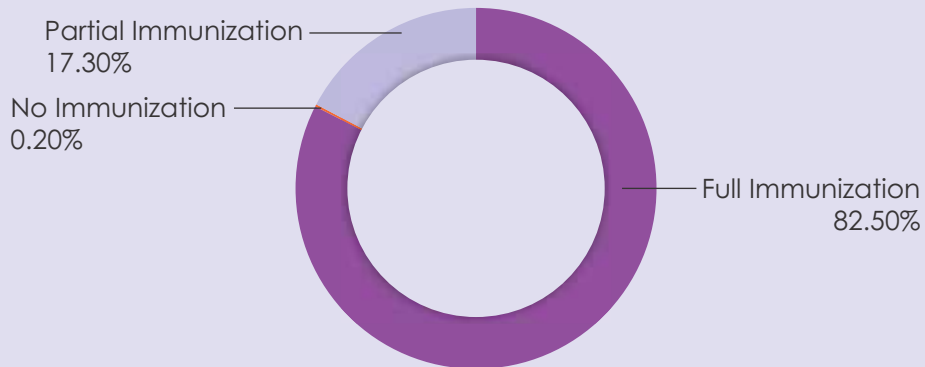
⁷Coverage Evaluation Survey 2009

PHASE 1: 2 High Focus Districts

Kasaragod
Malappuram

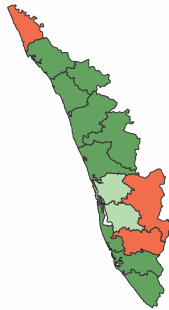


IMMUNIZATION COVERAGE (DLHS 2012-13)



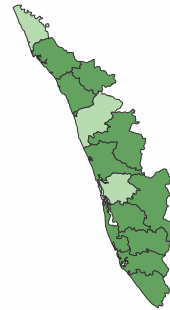
FULL IMMUNIZATION STATUS

Full immunization⁵,
82.5%



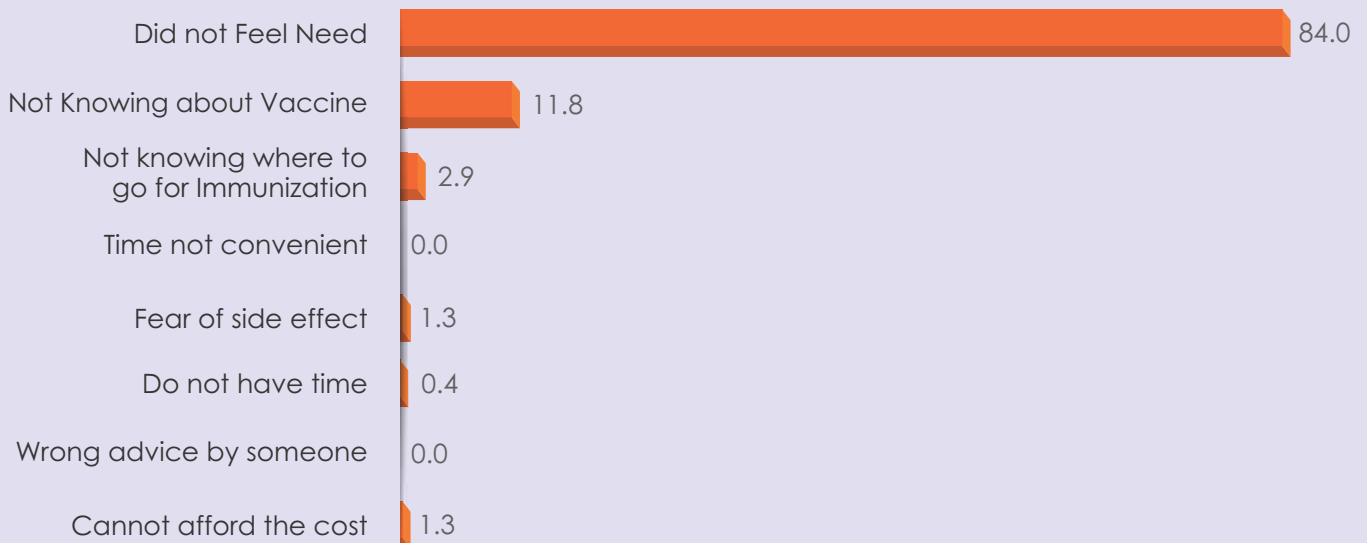
■ Less than 50%
 ■ 50% - 60%
 ■ 60% - 70%
■ 70% - 80%
 ■ >= 80%
 Survey not conducted

Estimated partially immunized & not immunized children⁶,
~ 88025



■ < 10,000
 ■ 10,000 - 20,000
 ■ 20,000 - 30,000
■ 30,000 - 40,000
■ >= 40,000
 Survey not conducted

REASON FOR PARTIAL & NO IMMUNIZATION⁷



¹Estimated infants for year 2014-15: MoHFW

²Sample Registration 2013

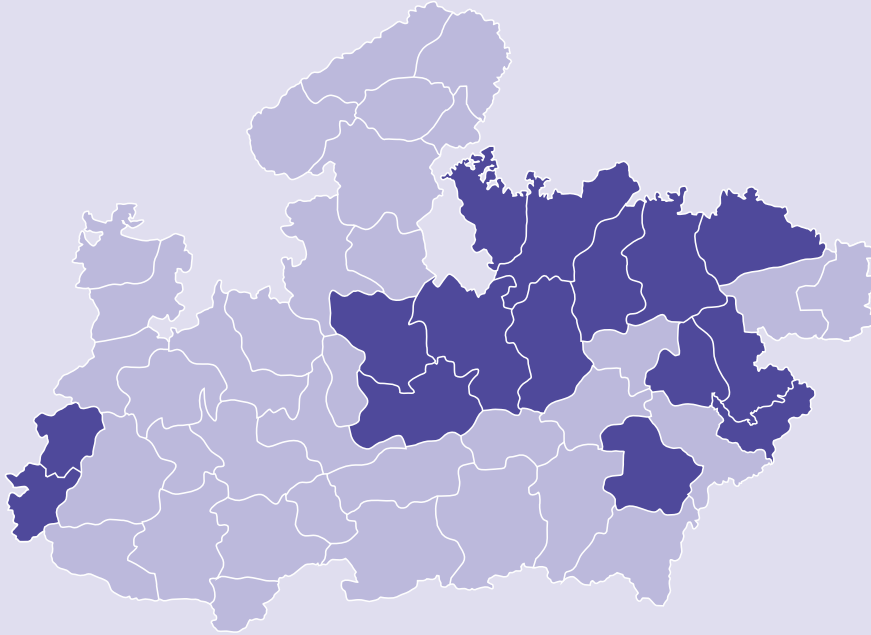
³Sample Registration 2012

⁴HMIS data

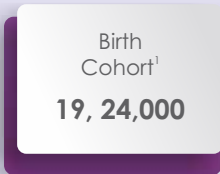
^{5&6}DLHS 2012-13

⁷Coverage Evaluation Survey 2009

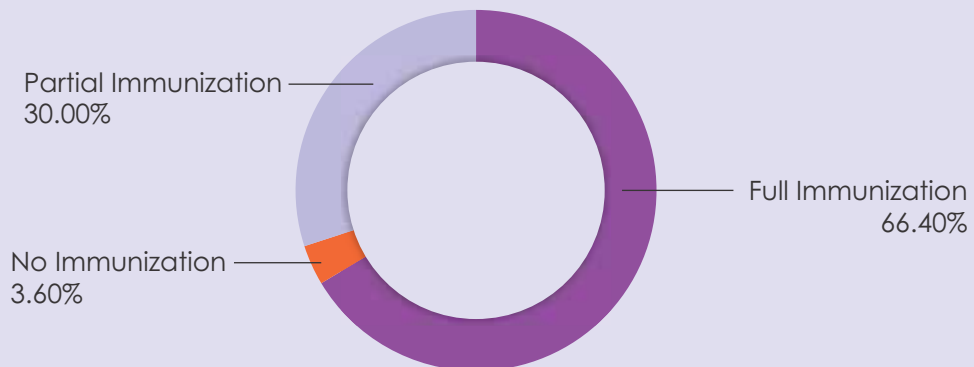
PHASE 1: 15 High Focus Districts



- Alirajpur
- Anuppur
- Chhatarpur
- Damoh
- Jhabua
- Mandla
- Panna
- Raisen
- Rewa
- Sagar
- Satana
- Shadol
- Tikamgarh
- Umariya
- Vidisha

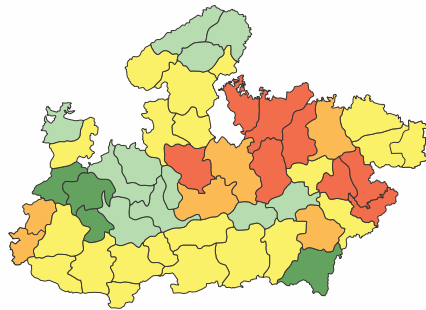


IMMUNIZATION COVERAGE (AHS 2012-13)



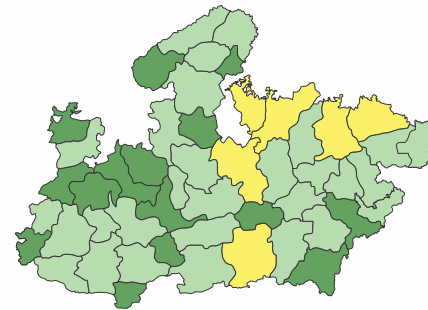
FULL IMMUNIZATION STATUS

Full immunization⁵,
66.4%



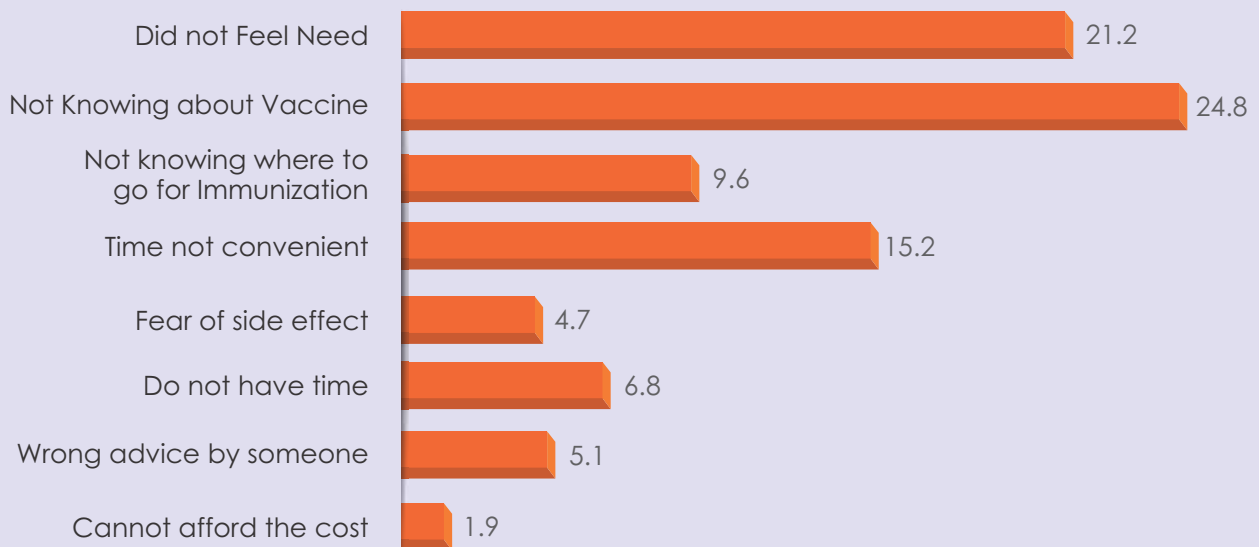
Less than 50% 50% - 60% 60% - 70%
70% - 80% >= 80% Survey not conducted

Estimated partially immunized & not immunized children⁶,
~ 646464



< 10,000 10,000 - 20,000 20,000 - 30,000
30,000 - 40,000 >= 40,000 Survey not conducted

REASON FOR PARTIAL & NO IMMUNIZATION⁷



¹Estimated infants for year 2014-15: MoHFW

²Sample Registration 2013

³Sample Registration 2012

⁴HMIS data

^{5,6}AHS 2012-13

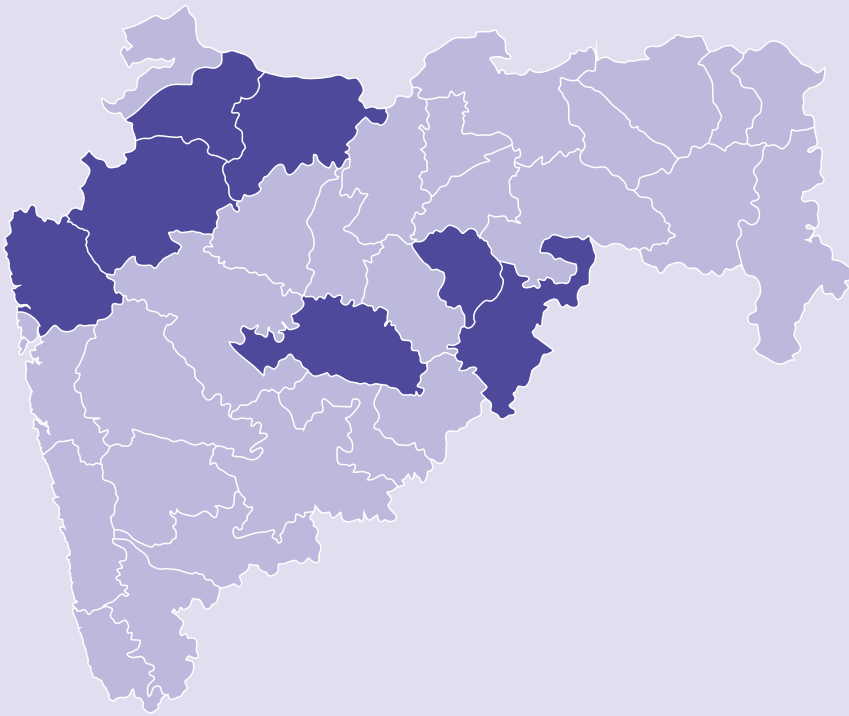
⁷Coverage Evaluation Survey 2009

PHASE 1: 7 High Focus Districts

Beed

Dhule
Hingoli
Jalgaon
Nanded
Nasik
Thane

Identified JE endemic districts where JE campaign activity is planned but not completed yet



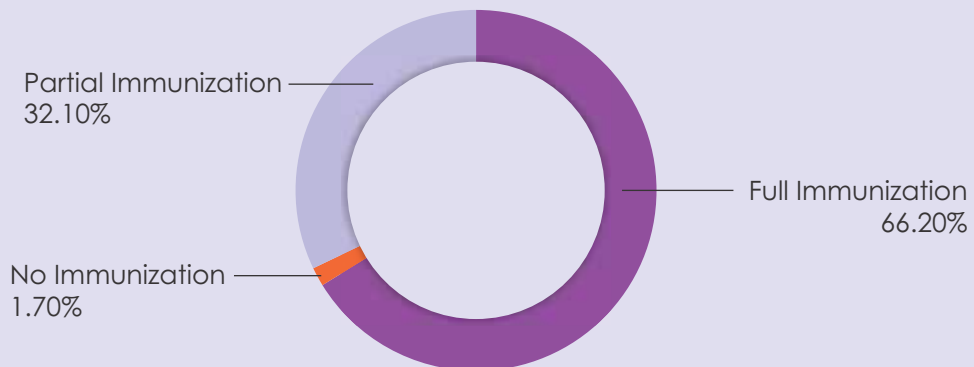
Birth Cohort¹
19,04,000

Infant mortality rate²
24/1000

Children under 5 mortality rate³
28/1000

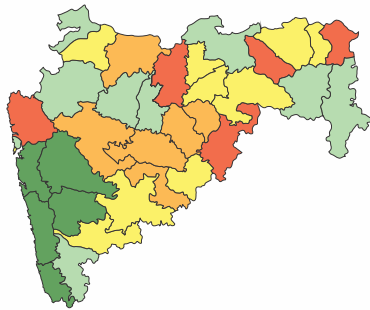
Immunization sessions conducted in the year 2013-14⁴
7,59,664

IMMUNIZATION COVERAGE (DLHS 2012-13)



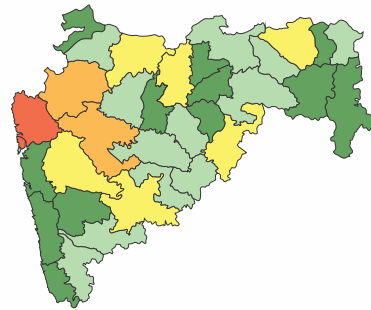
FULL IMMUNIZATION STATUS

Full immunization⁵,
66.2%



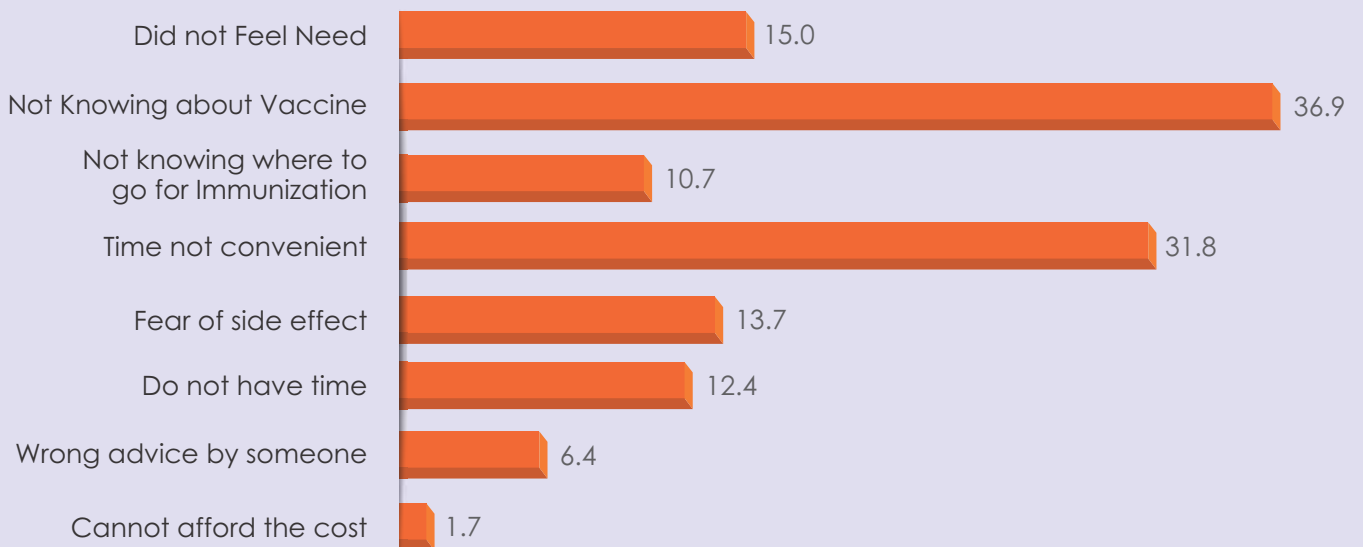
■ Less than 50%
 ■ 50% - 60%
 ■ 60% - 70%
■ 70% - 80%
 ■ >= 80%
 □ Survey not conducted

Estimated partially immunized & not immunized children⁶,
~ 643552



■ < 10,000
 ■ 10,000 - 20,000
 ■ 20,000 - 30,000
■ 30,000 - 40,000
■ >= 40,000
 □ Survey not conducted

REASON FOR PARTIAL & NO IMMUNIZATION⁷



¹Estimated infants for year 2014-15: MoHFW

²Sample Registration 2013

³Sample Registration 2012

⁴HMIS data

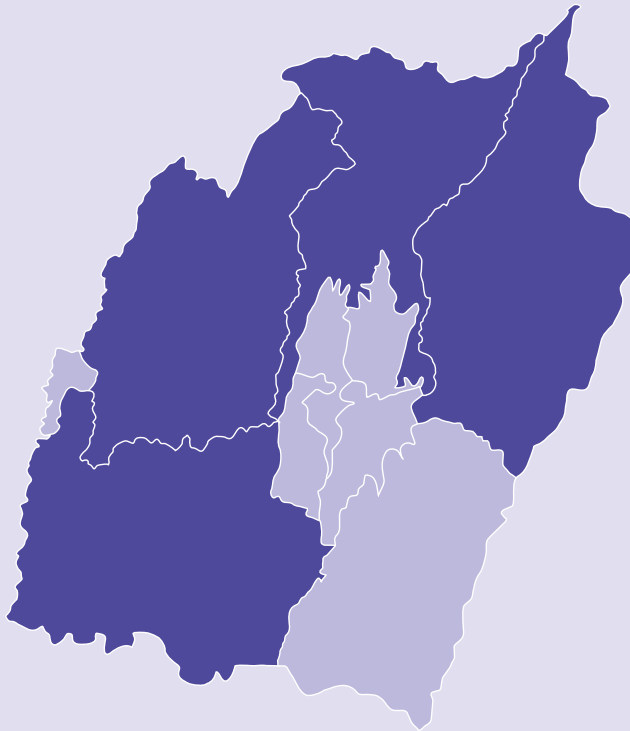
⁵DLHS 2012-13

⁷Coverage Evaluation Survey 2009

PHASE 1: 4 High Focus Districts

- Churachandpur
- Senapati
- Tamenglong
- Ukhul

Identified JE endemic districts where JE campaign activity has been completed and JE vaccine is being provided as part of RI



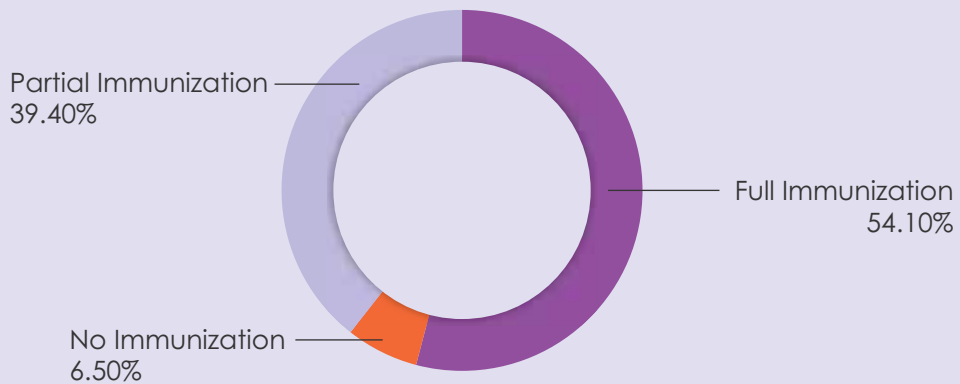
Birth Cohort¹
43,000

Infant mortality rate²
10/1000

Children under 5 mortality rate³
Not available

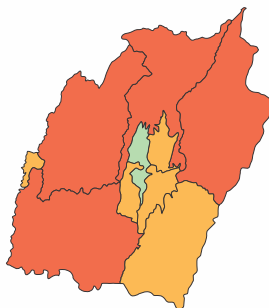
Immunization sessions conducted in the year 2013-14⁴
22,412

IMMUNIZATION COVERAGE (DLHS 2012-13)



FULL IMMUNIZATION STATUS

Full immunization⁵,
54.1%



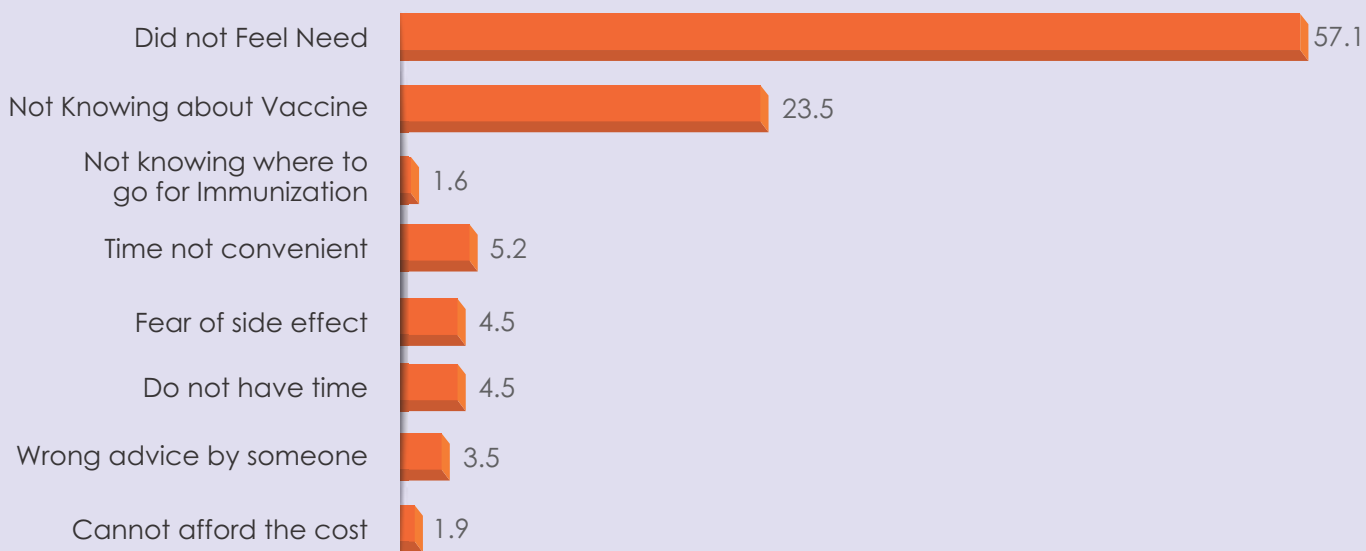
■ Less than 50%
 ■ 50% - 60%
 ■ 60% - 70%
■ 70% - 80%
 ■ >= 80%
 Survey not conducted

Estimated partially immunized & not immunized children⁶,
~ 19737



■ < 10,000
 ■ 10,000 - 20,000
 ■ 20,000 - 30,000
■ 30,000 - 40,000
 ■ >= 40,000
 Survey not conducted

REASON FOR PARTIAL & NO IMMUNIZATION⁷



¹Estimated infants for year 2014-15: MoHFW

²Sample Registration 2013

³Sample Registration 2012

⁴HMIS data

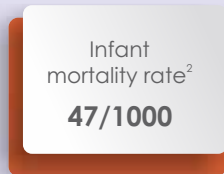
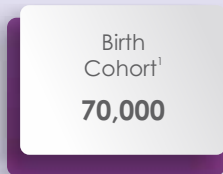
⁵DLHS 2012-13

⁷Coverage Evaluation Survey 2009

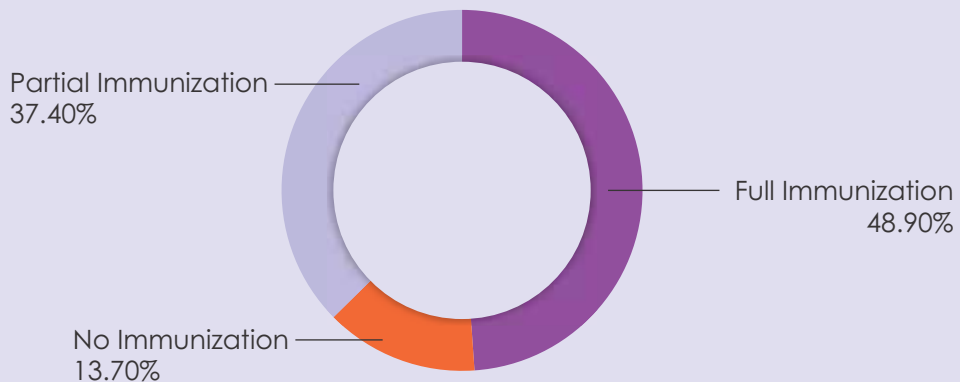
PHASE 1: 3 High Focus Districts

- East Khasi Hill
- West Garo Hills
- West Khasi Hill

Identified JE endemic districts where JE campaign activity has been completed and JE vaccine is being provided as part of RI

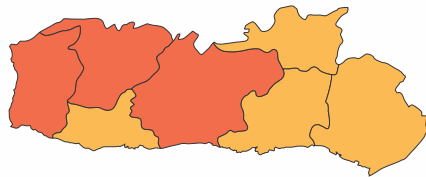


IMMUNIZATION COVERAGE (DLHS 2012-13)



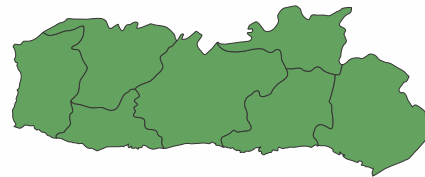
FULL IMMUNIZATION STATUS

Full immunization⁵,
48.9%



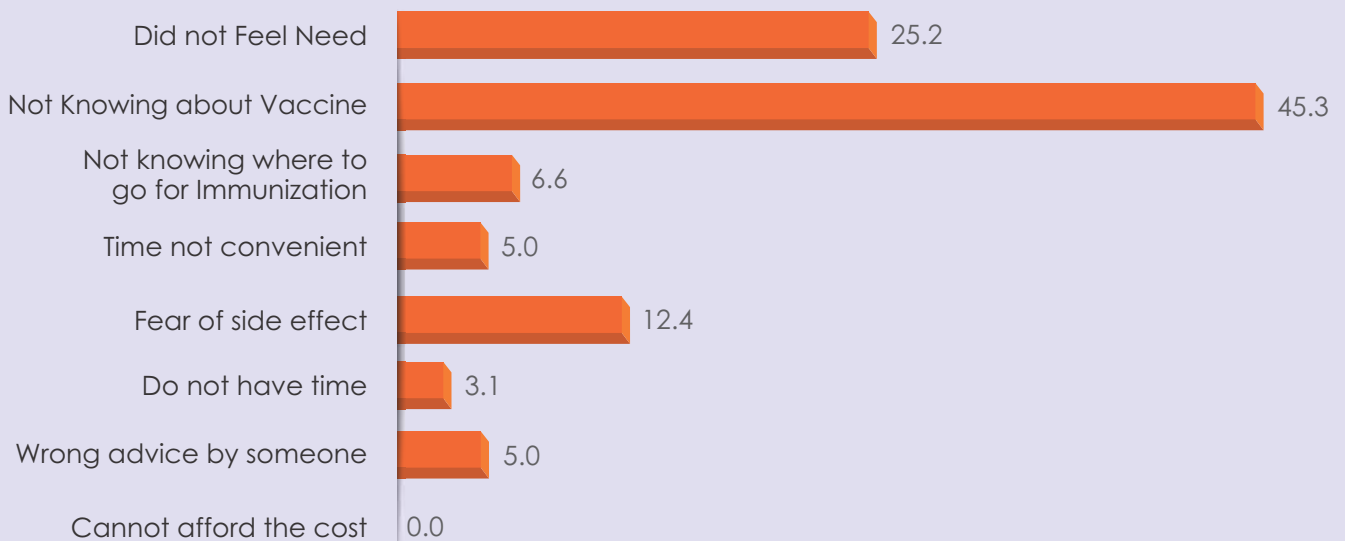
■ Less than 50%
 ■ 50% - 60%
 ■ 60% - 70%
■ 70% - 80%
 ■ >= 80%
 □ Survey not conducted

Estimated partially immunized & not immunized children⁶,
~ 35770



■ < 10,000
 ■ 10,000 - 20,000
 ■ 20,000 - 30,000
■ 30,000 - 40,000
■ >= 40,000
 □ Survey not conducted

REASON FOR PARTIAL & NO IMMUNIZATION⁷



¹Estimated infants for year 2014-15: MoHFW

²Sample Registration 2013

³Sample Registration 2012

⁴HMIS data

^{5,6}DLHS 2012-13

⁷Coverage Evaluation Survey 2009

PHASE 1: 4 High Focus Districts

- Lawngtlai
- Lunglei
- Mamit
- Saiha



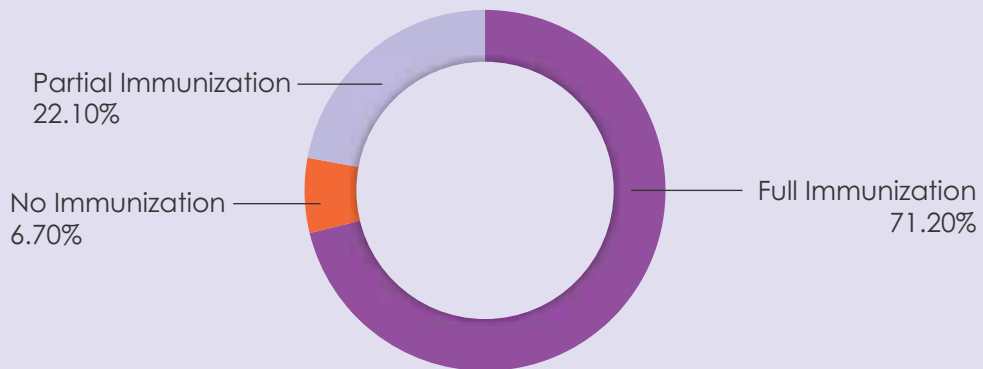
Birth Cohort¹
18,000

Infant mortality rate²
35/1000

Children under 5 mortality rate³
Not available

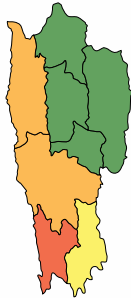
Immunization sessions conducted in the year 2013-14⁴
7,942

IMMUNIZATION COVERAGE (DLHS 2012-13)



FULL IMMUNIZATION STATUS

Full immunization⁵,
71.2%



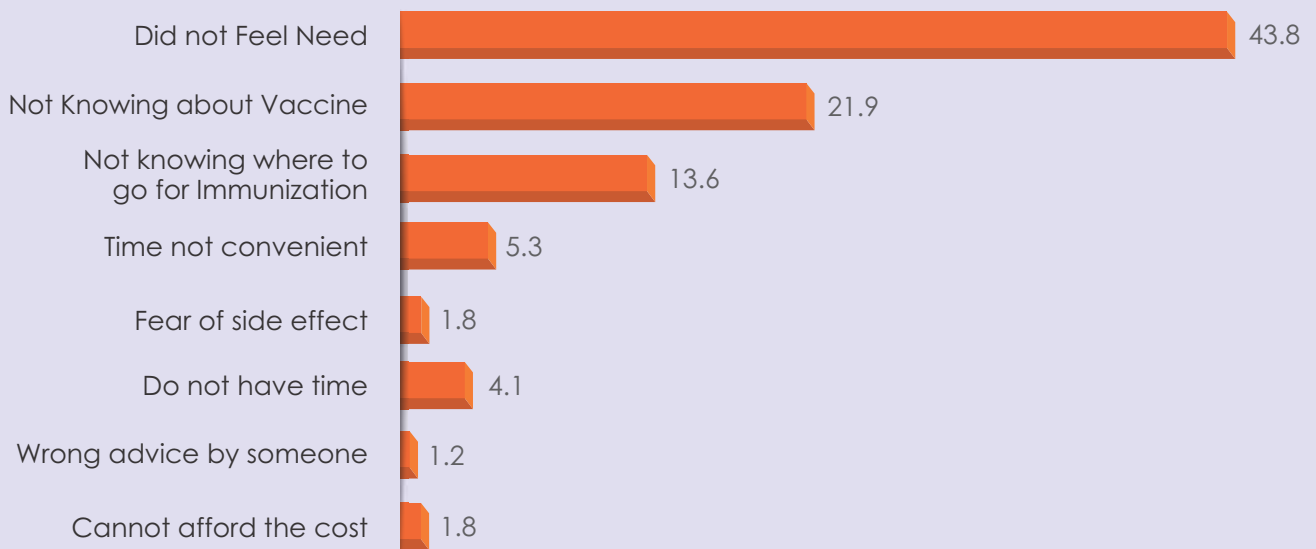
■ Less than 50%
 ■ 50% - 60%
 ■ 60% - 70%
■ 70% - 80%
 ■ >= 80%
 □ Survey not conducted

Estimated partially immunized & not immunized children⁶,
~ 5184



■ < 10,000
 ■ 10,000 - 20,000
 ■ 20,000 - 30,000
■ 30,000 - 40,000
■ >= 40,000
 □ Survey not conducted

REASON FOR PARTIAL & NO IMMUNIZATION⁷



¹Estimated infants for year 2014-15: MoHFW

²Sample Registration 2013

³Sample Registration 2012

⁴HMIS data

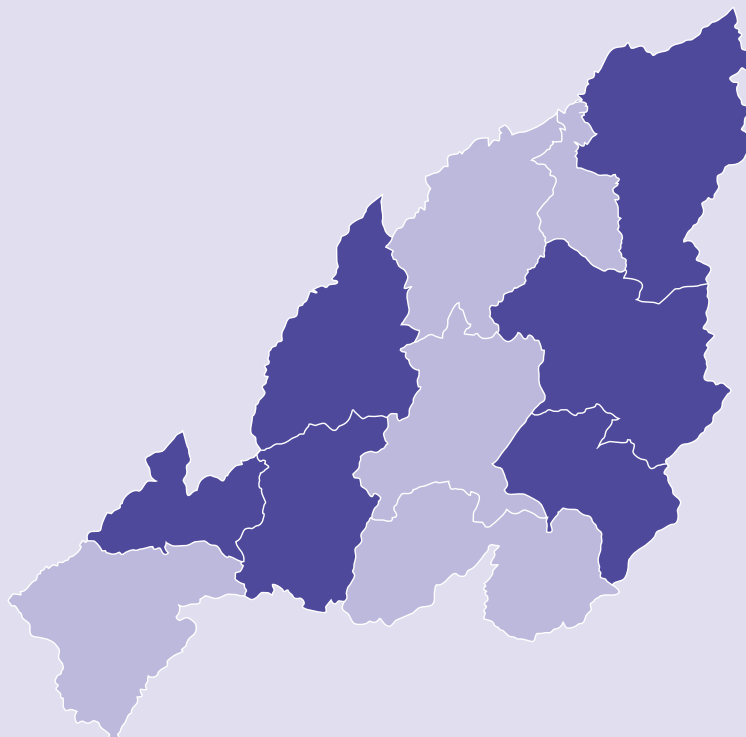
^{5,6}DLHS 2012-13

⁷Coverage Evaluation Survey 2009

PHASE 1: 6 High Focus Districts

- Dimapur
- Kiphire
- Kohima
- Mon
- Tuensang
- Wokha

- Identified JE endemic districts where JE campaign activity is planned but not completed yet
- Identified JE endemic districts where JE campaign activity has been completed and JE vaccine is being provided as part of RI



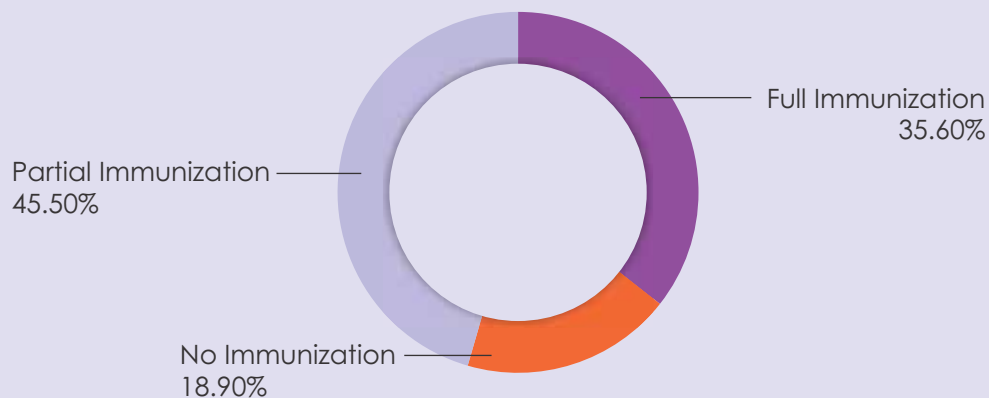
Birth Cohort¹
31,000

Infant mortality rate²
18/1000

Children under 5 mortality rate³
Not available

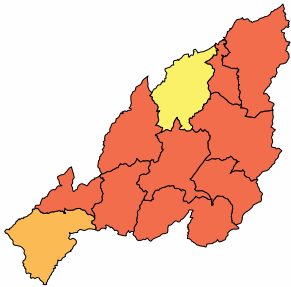
Immunization sessions conducted in the year 2013-14⁴
20,978

IMMUNIZATION COVERAGE (DLHS 2012-13)



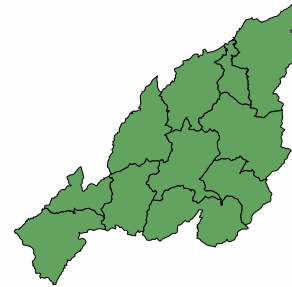
FULL IMMUNIZATION STATUS

Full immunization⁵,
35.6%



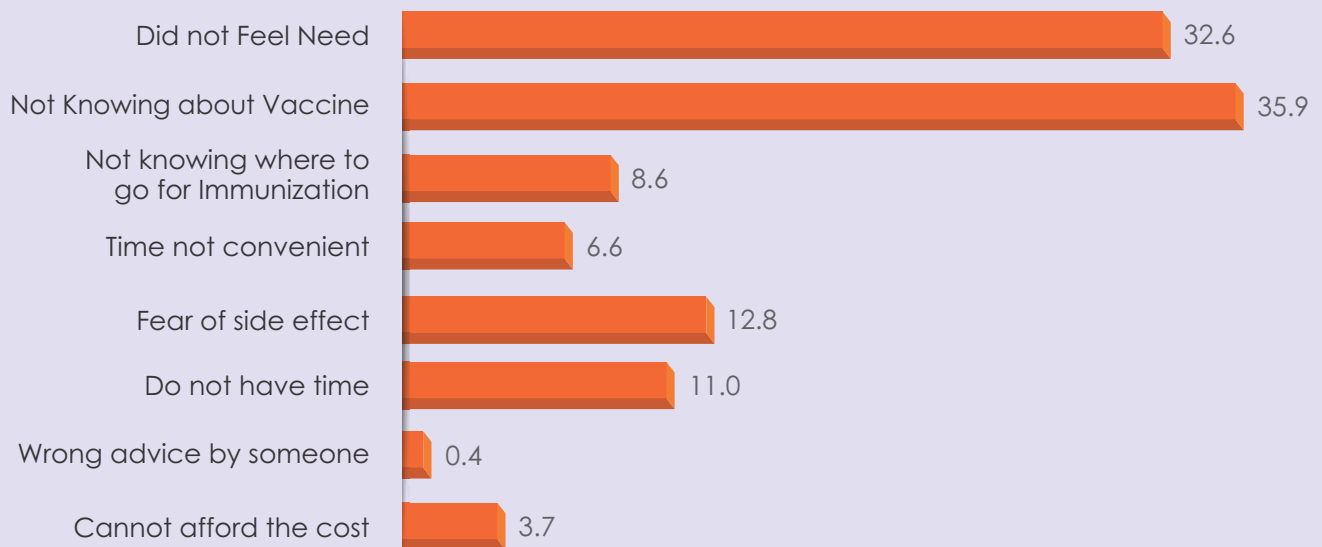
■ Less than 50%
 ■ 50% - 60%
 ■ 60% - 70%
■ 70% - 80%
 ■ >= 80%
 □ Survey not conducted

Estimated partially immunized & not immunized children⁶,
~ 19964



■ < 10,000
 ■ 10,000 - 20,000
 ■ 20,000 - 30,000
■ 30,000 - 40,000
■ >= 40,000
 □ Survey not conducted

REASON FOR PARTIAL & NO IMMUNIZATION⁷



¹Estimated infants for year 2014-15: MoHFW

²Sample Registration 2013

³Sample Registration 2012

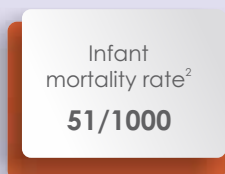
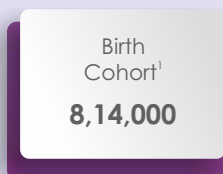
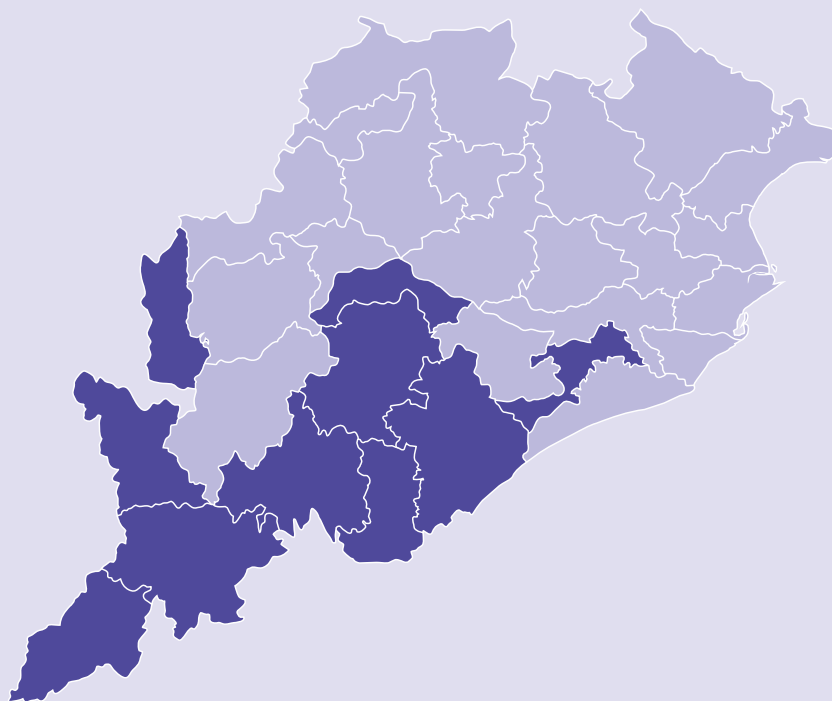
⁴HMIS data

^{5,6}DLHS 2012-13

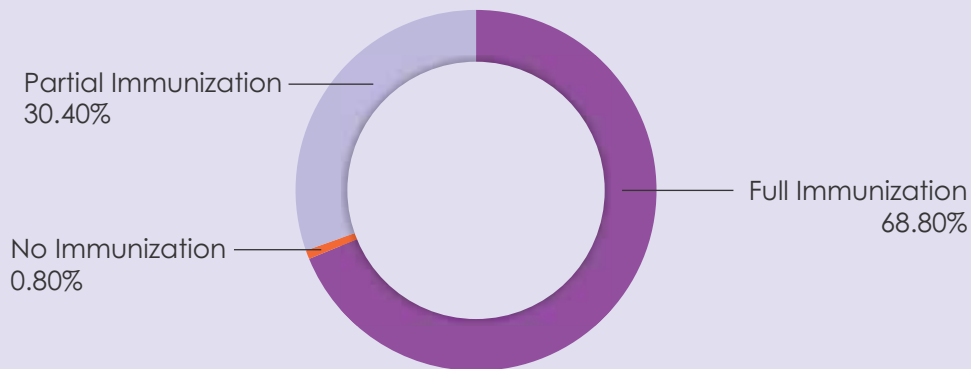
⁷Coverage Evaluation Survey 2009

PHASE 1: 10 High Focus Districts

- Boudh
- Gajapati
- Ganjam
- Kandhamal
- Khurda
- Koraput
- Malakangiri
- Nabarangpur
- Nuapada
- Rayagada

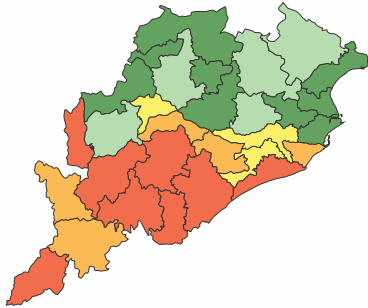


IMMUNIZATION COVERAGE (AHS 2012-13)

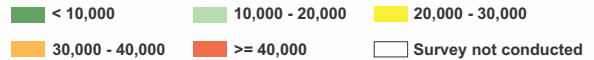
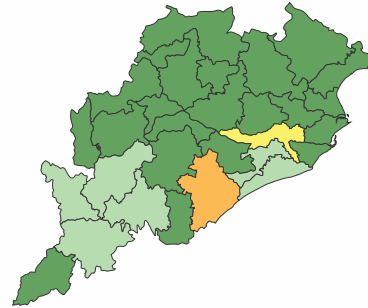


FULL IMMUNIZATION STATUS

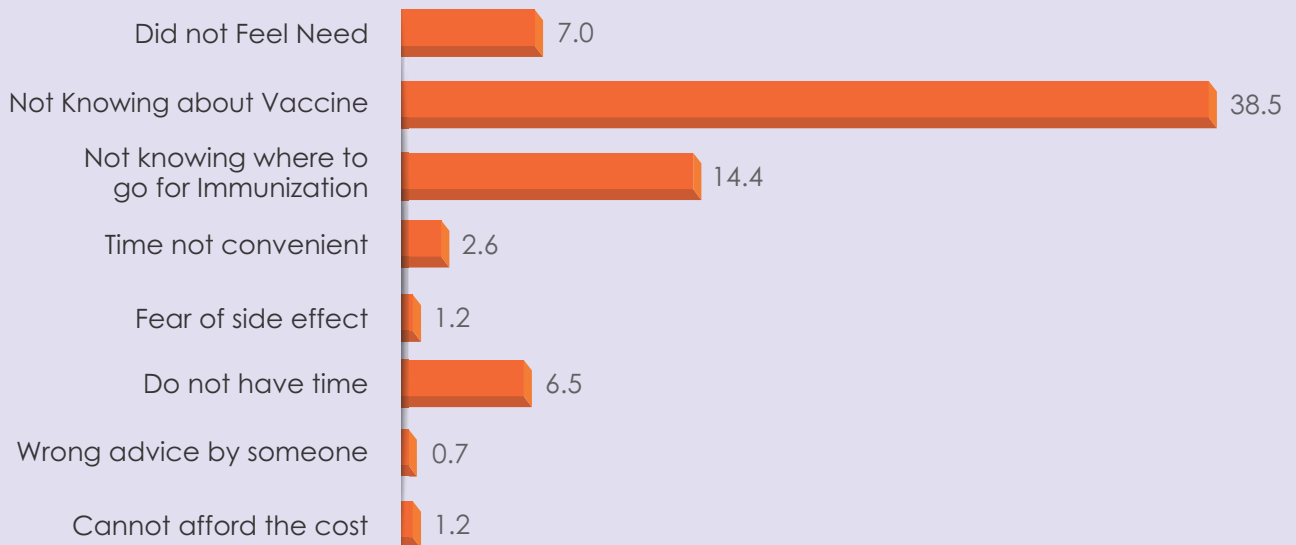
Full immunization⁵,
68.8%



Estimated partially immunized & not immunized children⁶,
~ 253968



REASON FOR PARTIAL & NO IMMUNIZATION⁷



¹Estimated infants for year 2014-15: MoHFW

²Sample Registration 2013

³Sample Registration 2012

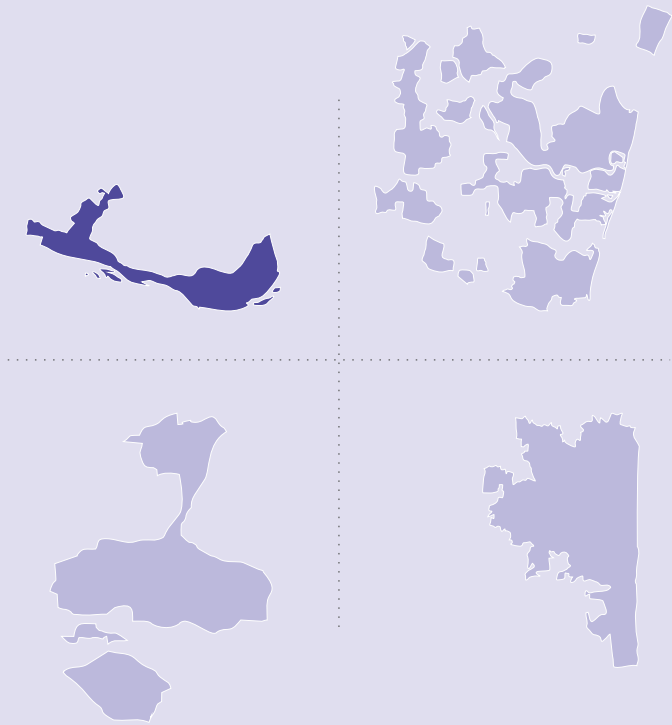
⁴HMIS data

^{5,6}AHS 2012-13

⁷Coverage Evaluation Survey 2009

PHASE 1: 1 High Focus Districts

Yanam



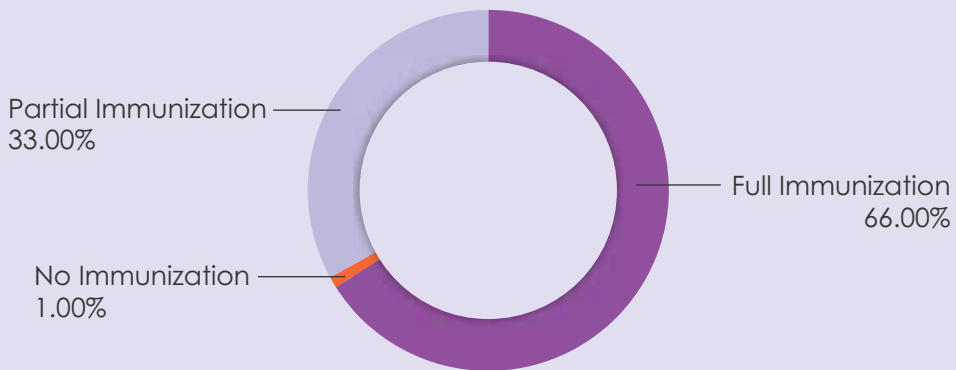
Birth Cohort¹
23,000

Infant mortality rate²
17/1000

Children under 5 mortality rate³
Not Available

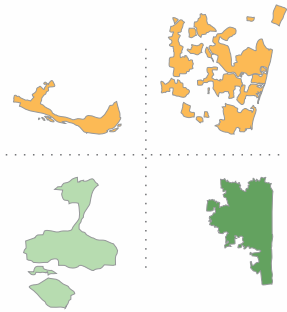
Immunization sessions conducted in the year 2013-14⁴
5,169

IMMUNIZATION COVERAGE (DLHS 2012-13)

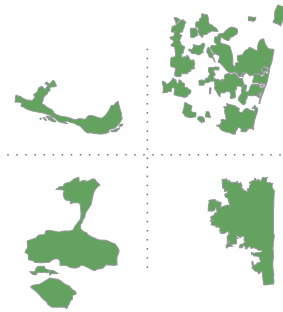


FULL IMMUNIZATION STATUS

Full immunization⁵,
55.4%



Estimated partially immunized & not immunized children⁶,
~ 652052



REASON FOR PARTIAL & NO IMMUNIZATION

No recent evaluated data available

¹Estimated infants for year 2014-15: MoHFW

²Sample Registration 2013

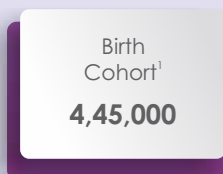
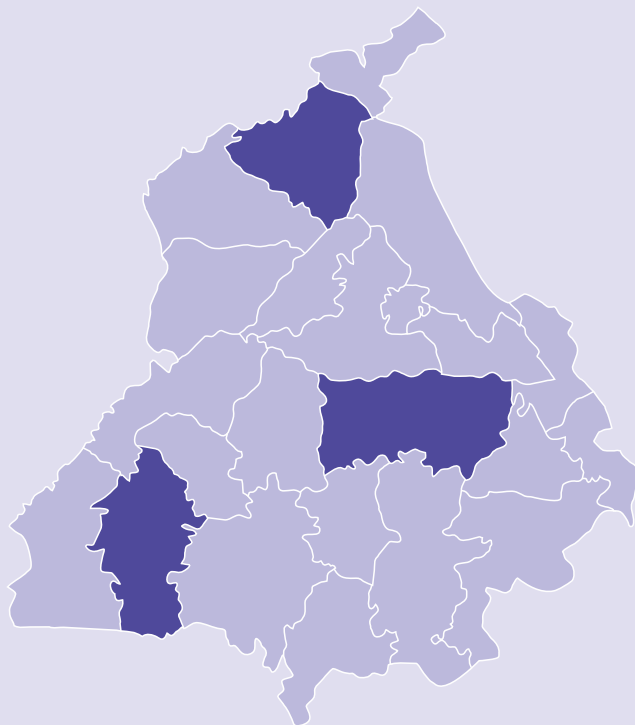
³Sample Registration 2012

⁴HMIS data

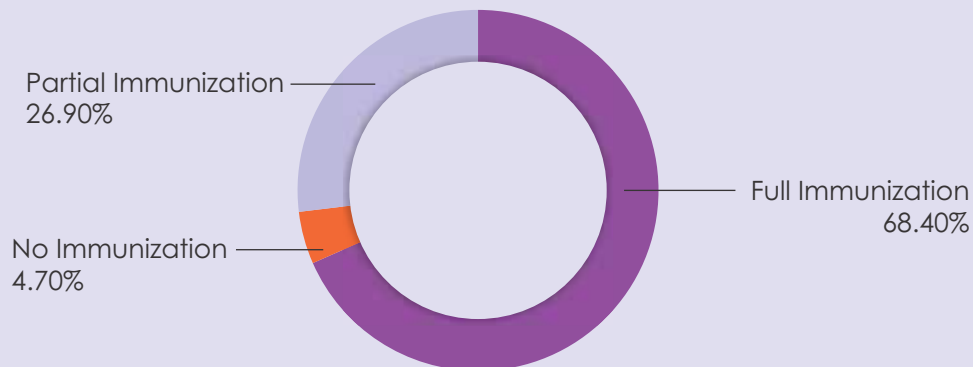
^{5&6}DLHS 2012-13

PHASE 1: 3 High Focus Districts

Gurdaspur
Ludhiana
Muktsar

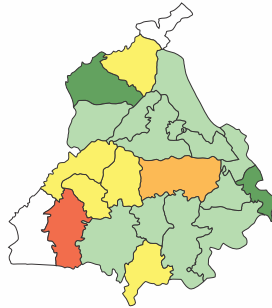


IMMUNIZATION COVERAGE (DLHS 2012-13)



FULL IMMUNIZATION STATUS

Full immunization⁵,
68.4%



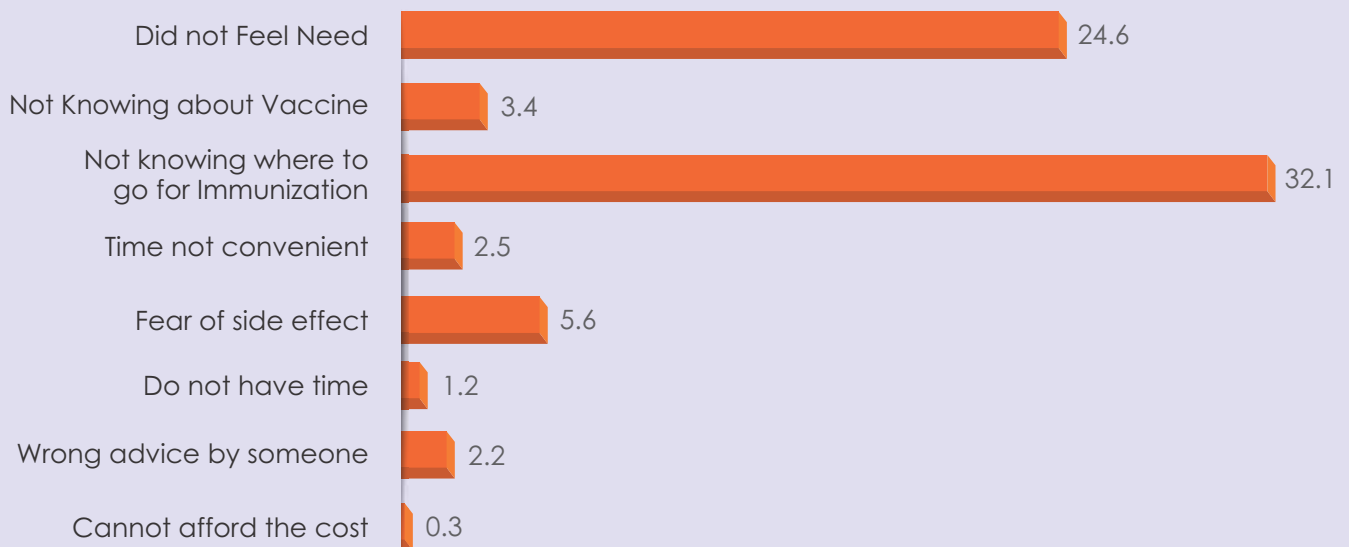
■ Less than 50% ■ 50% - 60% ■ 60% - 70%
■ 70% - 80% ■ >= 80% Survey not conducted

Estimated partially immunized & not immunized children⁶,
~ 140620



■ < 10,000 ■ 10,000 - 20,000 ■ 20,000 - 30,000
■ 30,000 - 40,000 ■ >= 40,000 Survey not conducted

REASON FOR PARTIAL & NO IMMUNIZATION⁷



¹Estimated infants for year 2014-15: MoHFW

²Sample Registration 2013

³Sample Registration 2012

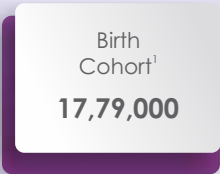
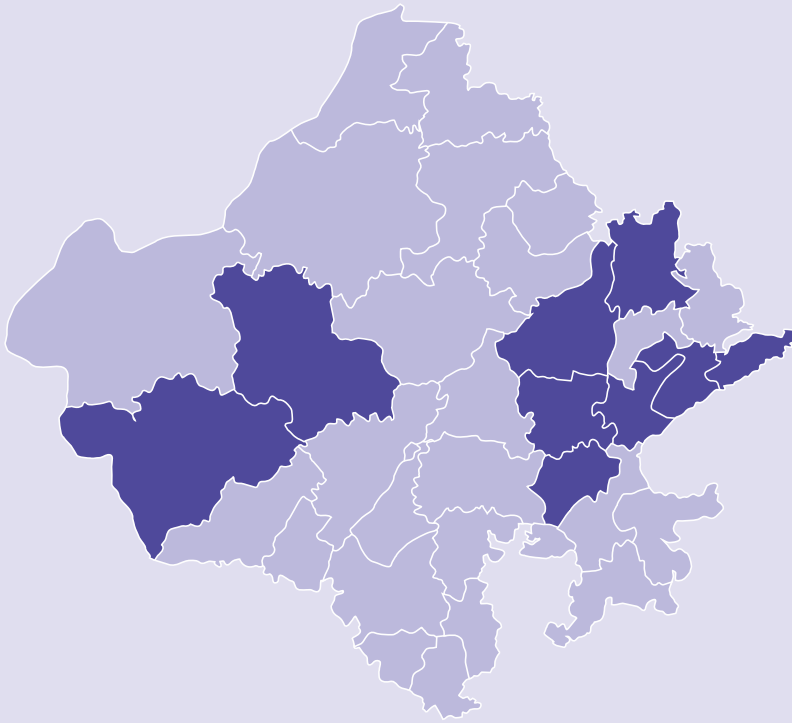
⁴HMIS data

^{5&6}DLHS 2012-13

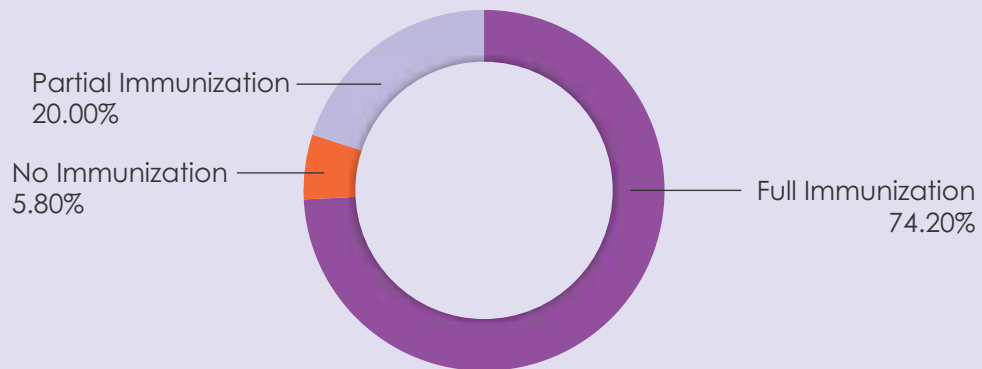
⁷Coverage Evaluation Survey 2009

PHASE 1: 9 High Focus Districts

- Alwar
- Barmer
- Bundi
- Dhaulpur
- Jaipur
- Jodhpur
- Karauli
- Sawai Madhopur
- Tonk

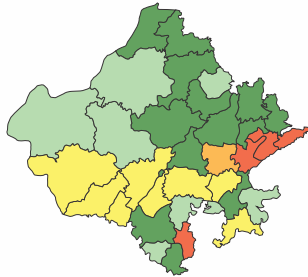


IMMUNIZATION COVERAGE (AHS 2012-13)

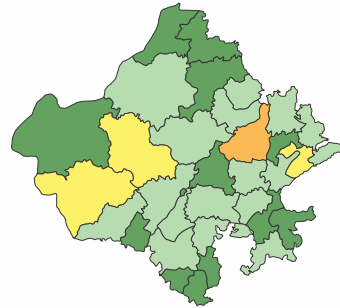


FULL IMMUNIZATION STATUS

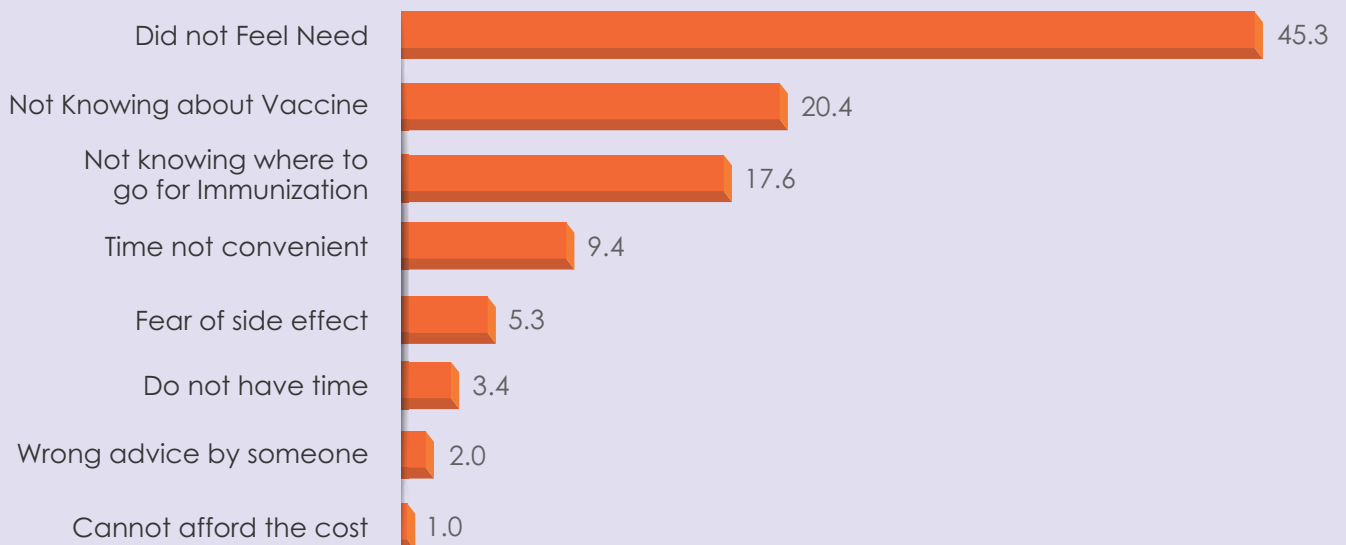
Full immunization⁵,
74.2%



Estimated partially immunized & not immunized children⁶,
~ 458982



REASON FOR PARTIAL & NO IMMUNIZATION⁷



¹Estimated infants for year 2014-15: MoHFW

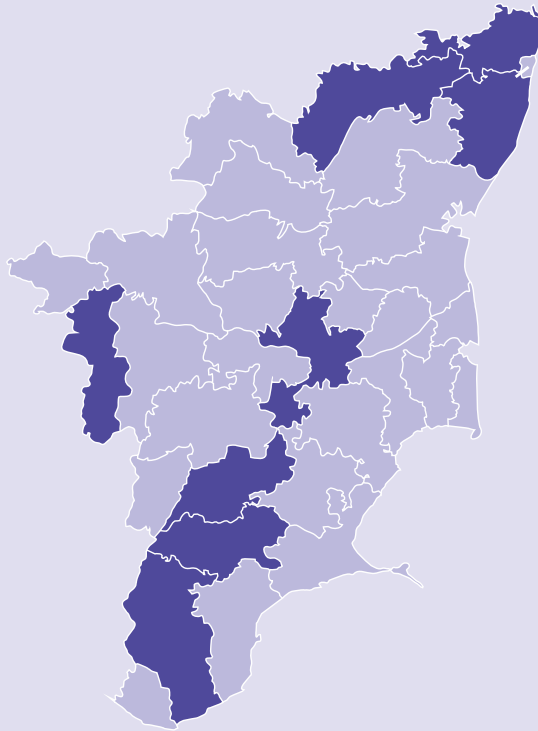
²Sample Registration 2013

³Sample Registration 2012

⁴HMIS data

^{5,6}AHS 2012-13

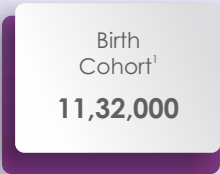
⁷Coverage Evaluation Survey 2009



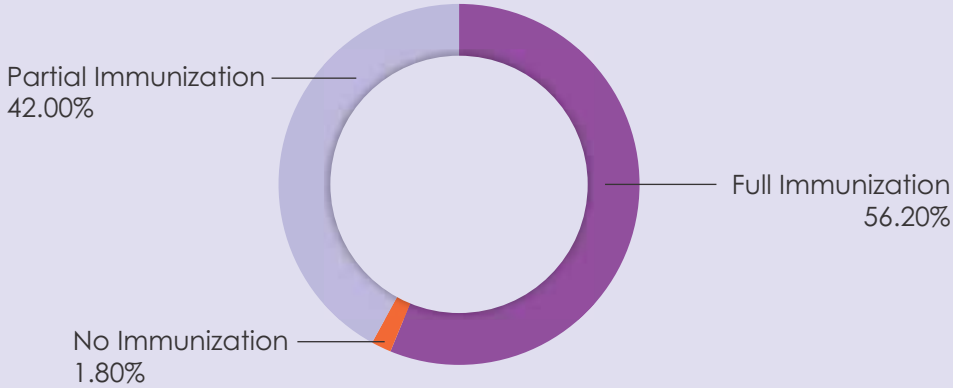
PHASE 1: 8 High Focus Districts

- Coimbatore
- Kancheepuram
- Madurai
- Thiruvallur
- Tiruchirapalli
- Tirunelveli
- Vellore
- Virudhunager

■ Identified JE endemic districts where JE campaign activity is planned but not completed yet

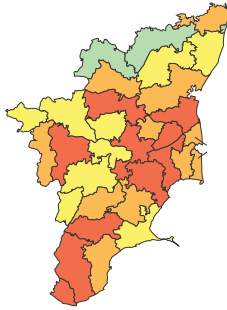


IMMUNIZATION COVERAGE (DLHS 2012-13)



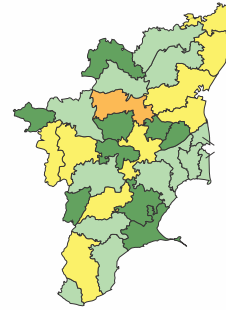
FULL IMMUNIZATION STATUS

Full immunization⁵,
56.2%



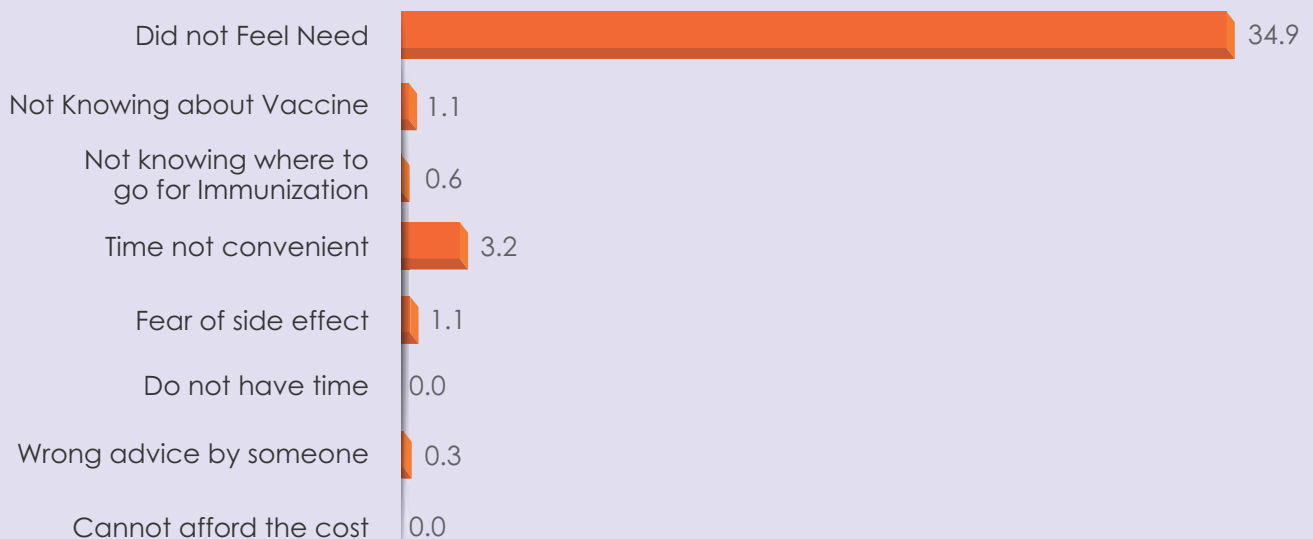
■ Less than 50%
 ■ 50% - 60%
 ■ 60% - 70%
■ 70% - 80%
 ■ >= 80%
 □ Survey not conducted

Estimated partially immunized & not immunized children⁶,
~ 495816



■ < 10,000
 ■ 10,000 - 20,000
 ■ 20,000 - 30,000
■ 30,000 - 40,000
■ >= 40,000
 □ Survey not conducted

REASON FOR PARTIAL & NO IMMUNIZATION⁷



¹Estimated infants for year 2014-15: MoHFW

²Sample Registration 2013

³Sample Registration 2012

⁴HMIS data

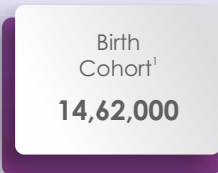
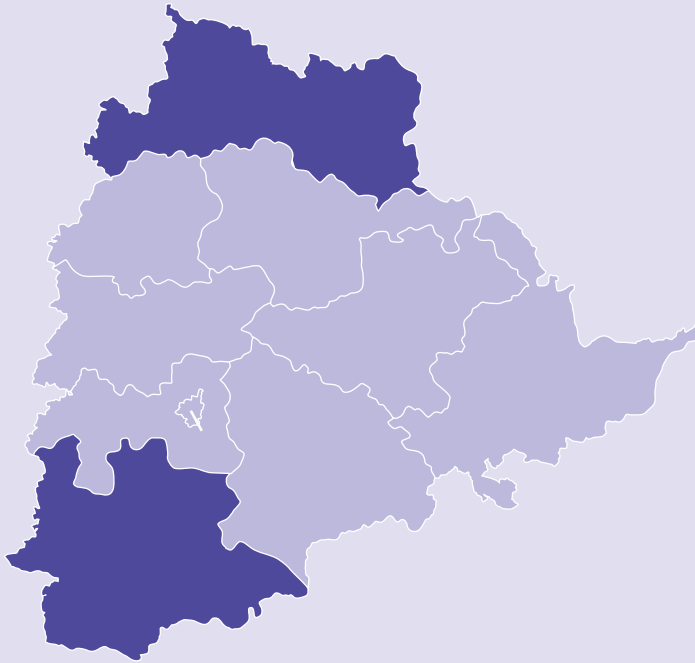
^{5,6}DLHS 2012-13

⁷Coverage Evaluation Survey 2009

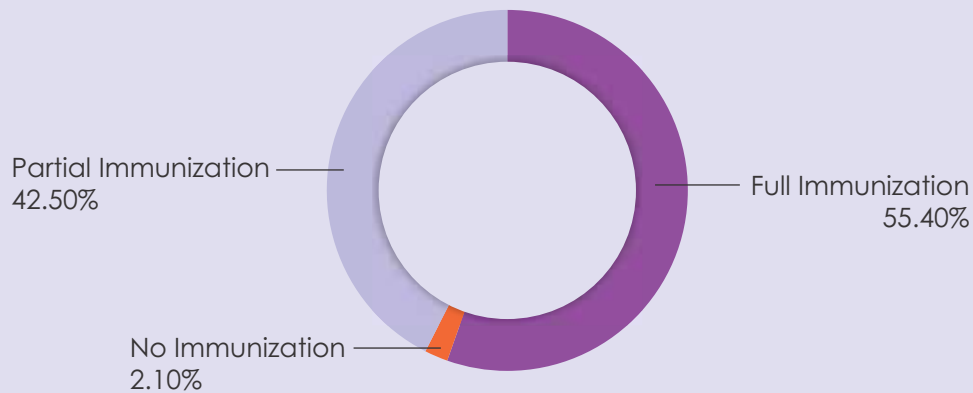
PHASE 1: 2 High Focus Districts

- Adilabad
- Mahbubnagar

Identified JE endemic districts where JE campaign activity is planned but not completed yet

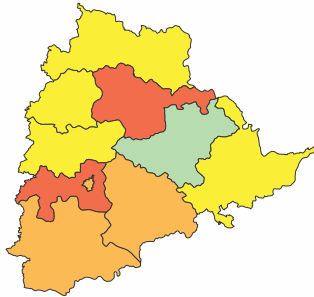


IMMUNIZATION COVERAGE (DLHS 2012-13)



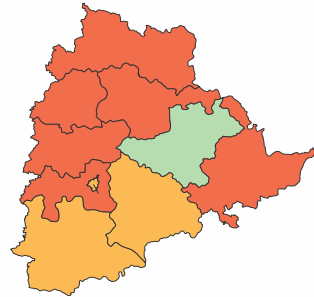
FULL IMMUNIZATION STATUS

Full immunization⁵,
55.4%



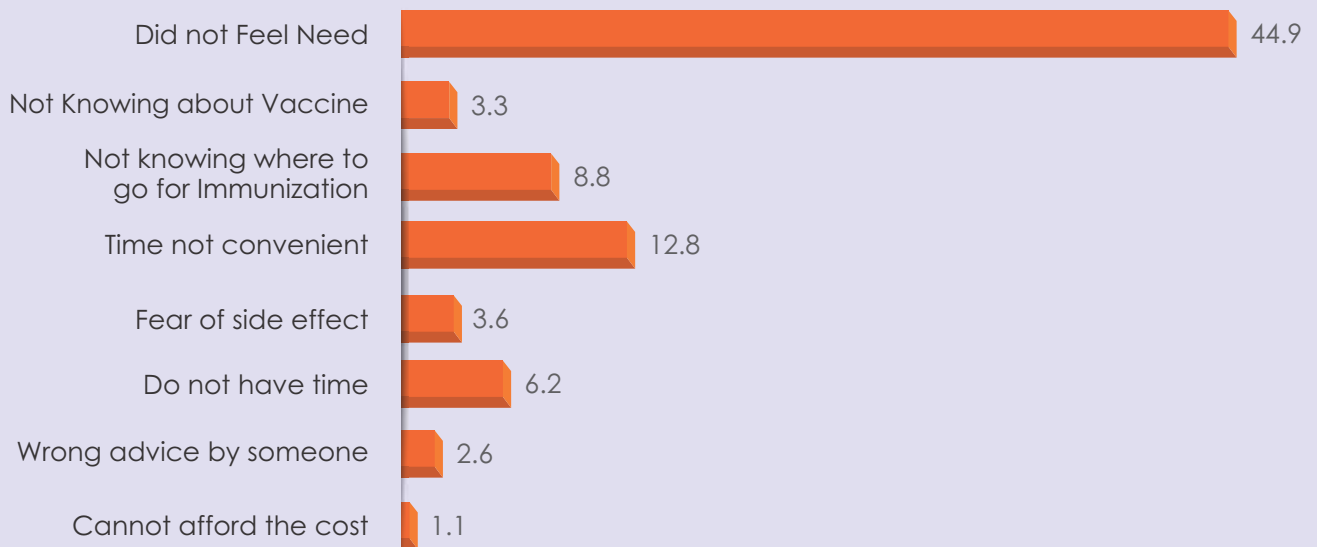
■ Less than 50%
 ■ 50% - 60%
 ■ 60% - 70%
■ 70% - 80%
 ■ >= 80%
 □ Survey not conducted

Estimated partially immunized & not immunized children⁶,
~ 316096



■ < 10,000
 ■ 10,000 - 20,000
 ■ 20,000 - 30,000
■ 30,000 - 40,000
■ >= 40,000
 □ Survey not conducted

REASON FOR PARTIAL & NO IMMUNIZATION⁷



*Data reflects the status of Andhra Pradesh & Telangana taken together

¹Estimated infants for year 2014-15: MoHFW

²Sample Registration 2013

³Sample Registration 2012

⁴HMIS data

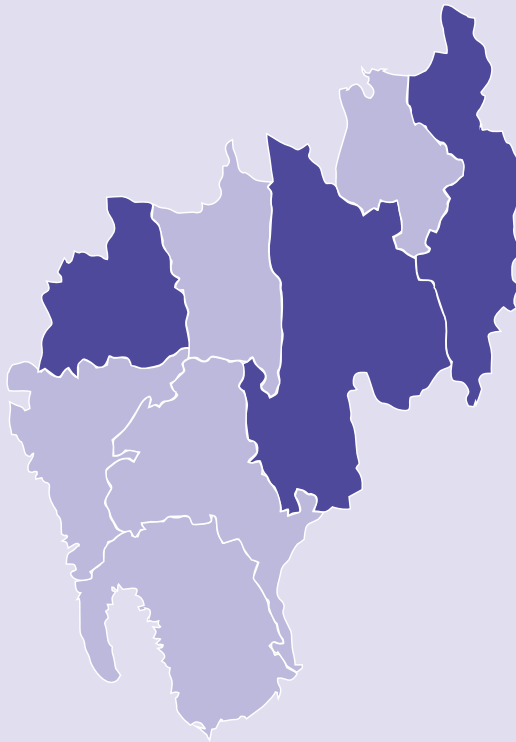
^{5,6}DLHS 2012-13

⁷Coverage Evaluation Survey 2009

PHASE 1: 3 High Focus Districts

- Dhalai
- Tripura North
- Tripura West

Identified JE endemic districts where JE campaign activity has been completed and JE vaccine is being provided as part of RI



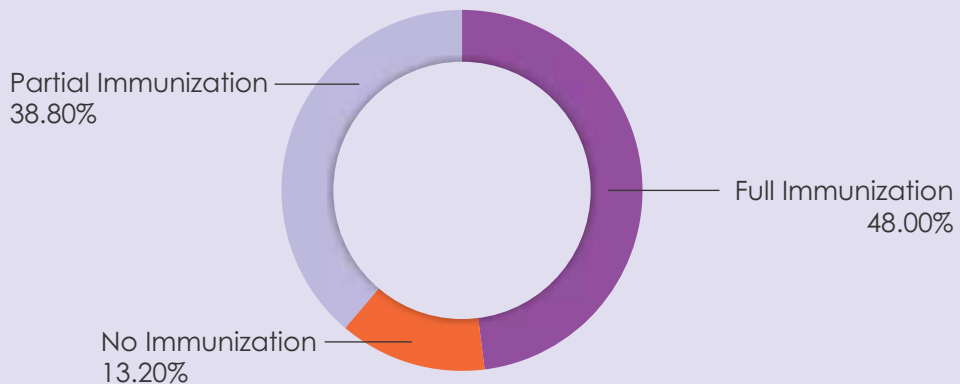
Birth Cohort¹
55,000

Infant mortality rate²
26/1000

Children under 5 mortality rate³
Not available

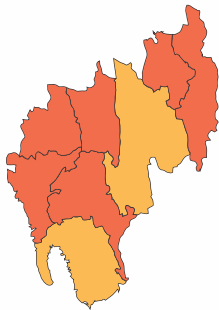
Immunization sessions conducted in the year 2013-14⁴
32,551

IMMUNIZATION COVERAGE (DLHS 2012-13)



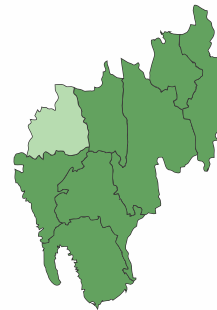
FULL IMMUNIZATION STATUS

Full immunization⁵,
48%



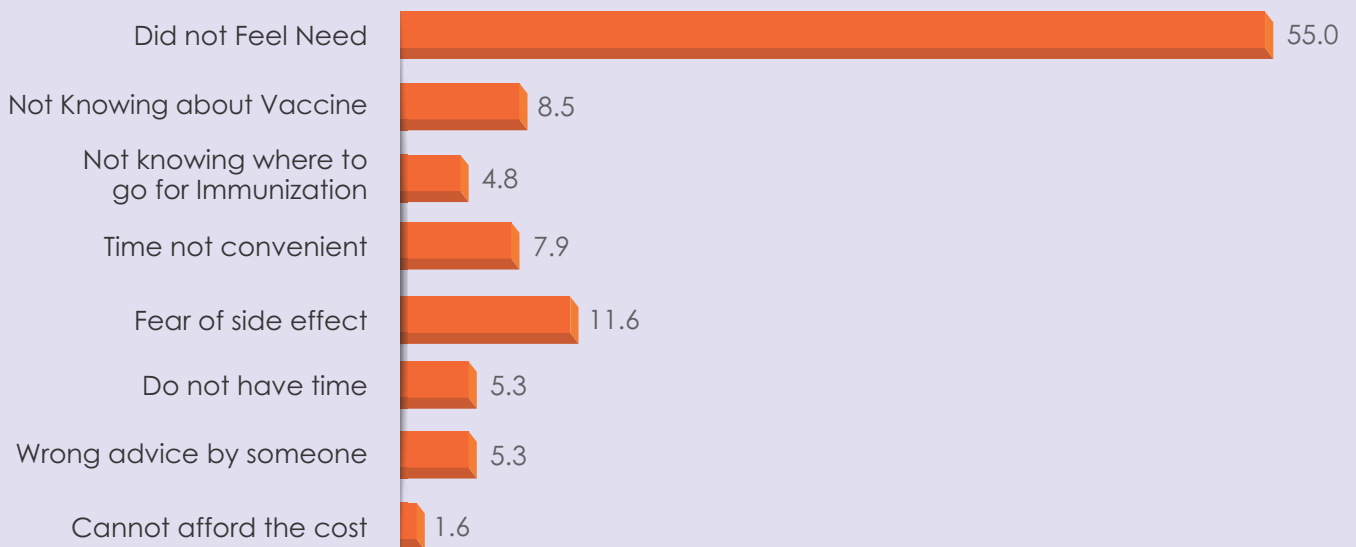
■ Less than 50%
 ■ 50% - 60%
 ■ 60% - 70%
■ 70% - 80%
 ■ >= 80%
 □ Survey not conducted

Estimated partially immunized & not immunized children⁶,
~ 27040



■ < 10,000
 ■ 10,000 - 20,000
 ■ 20,000 - 30,000
■ 30,000 - 40,000
■ >= 40,000
 □ Survey not conducted

REASON FOR PARTIAL & NO IMMUNIZATION⁷



¹Estimated infants for year 2014-15: MoHFW

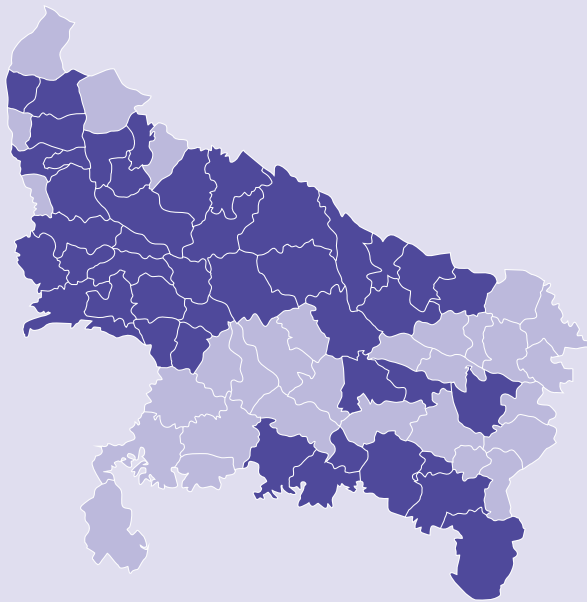
²Sample Registration 2013

³Sample Registration 2012

⁴HMIS data

^{5&6}DLHS 2012-13

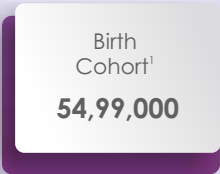
⁷Coverage Evaluation Survey 2009



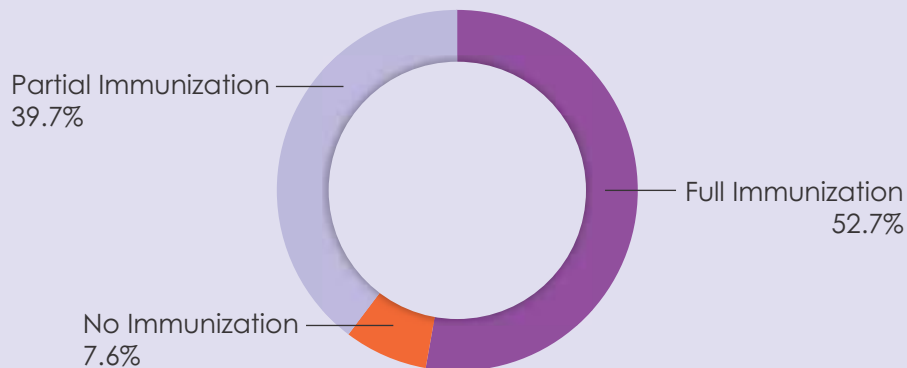
PHASE 1: 44 High Focus Districts

Agra	Chitrakoot	Mathura
Aligarh	Etah	Meerut
Allahabad	Etawah	Mirzapur
Amethi	Farrukhabad	Moradabad
Amroha	Ferozabad	Muzaffarnagar
Auraiya	Ghaziabad	Pilibhit
Azamgarh	Gonda	Sambhal
Badaun	Hapur	Shahjahanpur
Badohi	Hardoi	Shamli
Bahraich	Hathras	Siddharthnagar
Balrampur	Kannauj	Sitapur
Banda	Kasganj	Sonbhadra
Barabanki	Kaushambi	Srawasti
Bareilly	Kheri	Sultanpur
Bulandshahar	Mainpuri	

- Identified JE endemic districts where JE campaign activity has been completed and JE vaccine is being provided as part of RI
- Identified JE endemic districts where JE campaign activity is planned but not completed yet

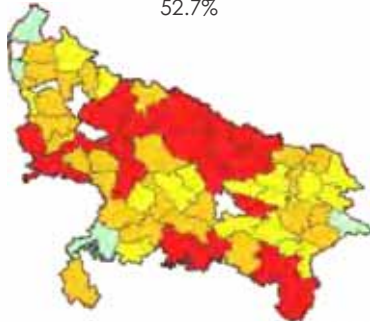


IMMUNIZATION COVERAGE (AHS 2012-13)

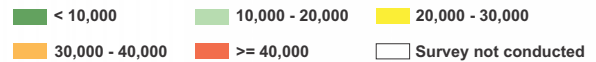
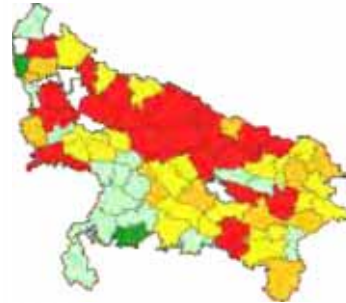


FULL IMMUNIZATION STATUS

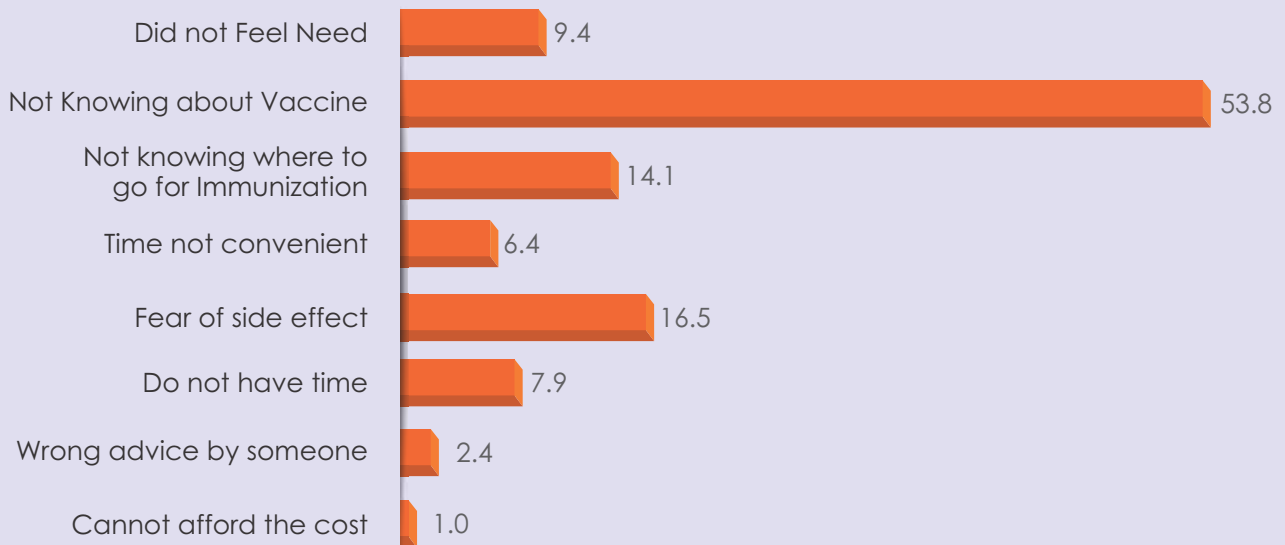
Full immunization⁵,
52.7%



Estimated partially immunized & not immunized children⁶,
~ 2.2 million



REASON FOR PARTIAL & NO IMMUNIZATION⁷



¹Estimated infants for year 2014-15: MoHFW

²Sample Registration 2013

³Sample Registration 2012

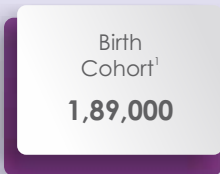
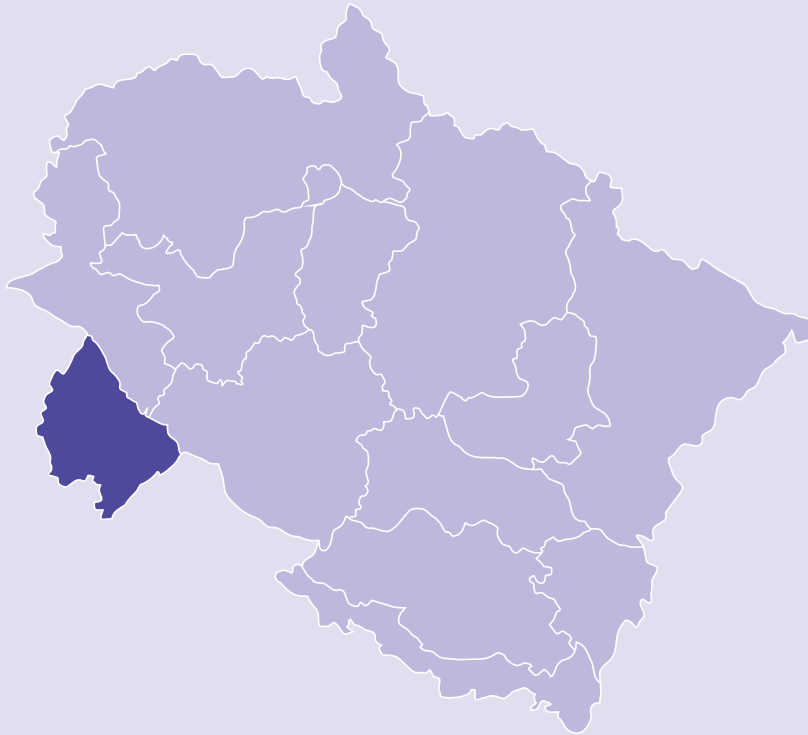
⁴HMIS data

^{5,6}AHS 2012-13

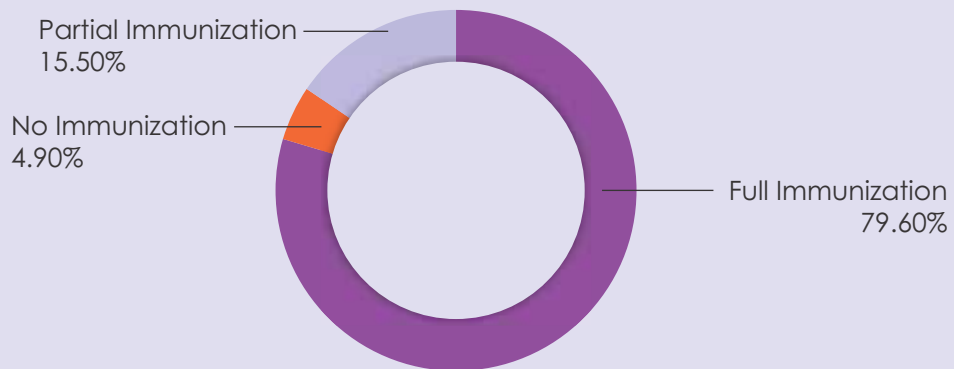
⁷Coverage Evaluation Survey 2009

PHASE 1: 1 High Focus Districts

Hardwar

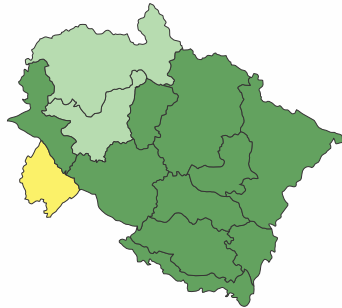


IMMUNIZATION COVERAGE (AHS 2012-13)



FULL IMMUNIZATION STATUS

Full immunization⁴,
79.6%



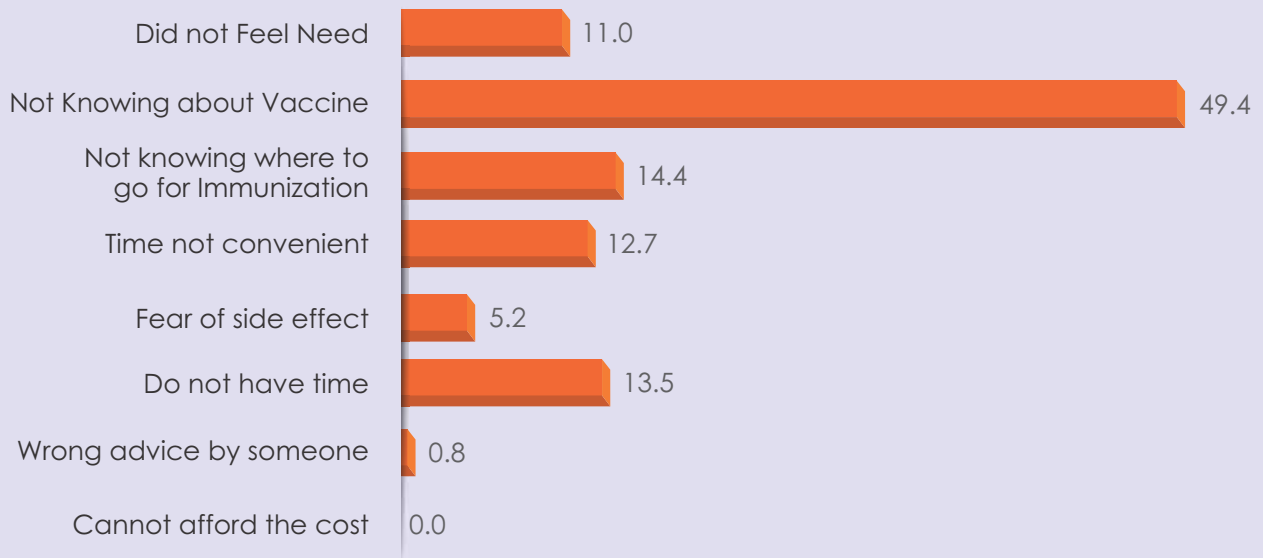
■ Less than 50%
 ■ 50% - 60%
 ■ 60% - 70%
■ 70% - 80%
 ■ >= 80%
 Survey not conducted

Estimated partially immunized & not immunized children⁵,
~ 38556



■ < 10,000
 ■ 10,000 - 20,000
 ■ 20,000 - 30,000
■ 30,000 - 40,000
■ >= 40,000
 Survey not conducted

REASON FOR PARTIAL & NO IMMUNIZATION⁶



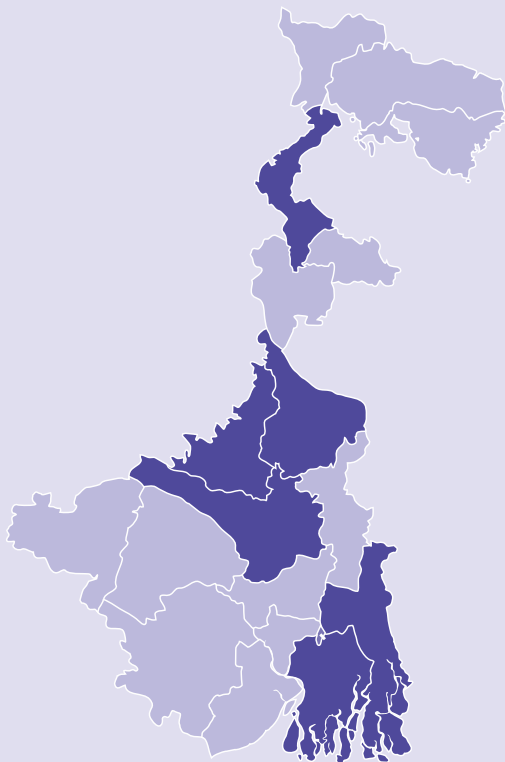
¹Estimated infants for year 2014-15: MoHFW

²Sample Registration 2013

³HMIS data

^{4&5}AHS 2012-13

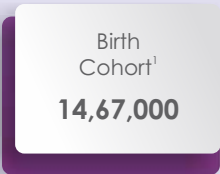
⁶Coverage Evaluation Survey 2009



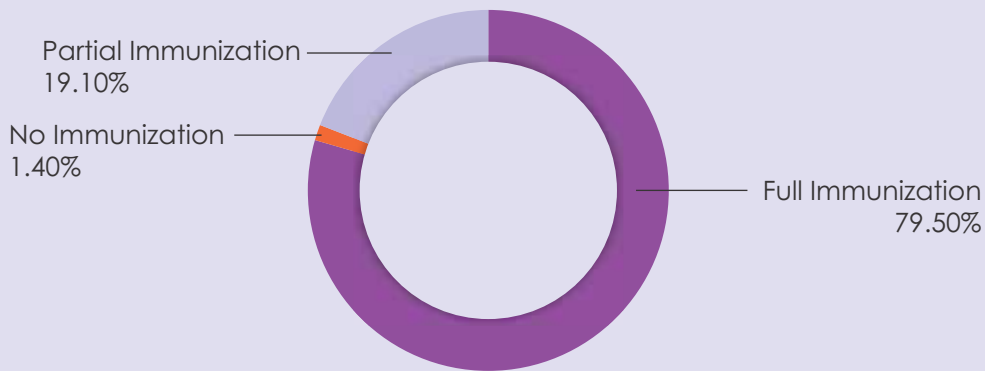
PHASE 1: 6 High Focus Districts

- 24-Parganas North
- 24-Parganas South
- Bardhaman
- Birbhum
- Murshidabad
- Uttar Dinajpur

- Identified JE endemic districts where JE campaign activity is planned but not completed yet
- Identified JE endemic districts where JE campaign activity has been completed and JE vaccine is being provided as part of RI

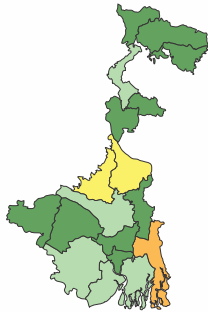


IMMUNIZATION COVERAGE (DLHS 2012-13)



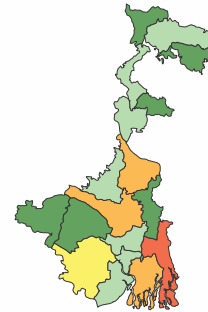
FULL IMMUNIZATION STATUS

Full immunization⁵,
79.5%



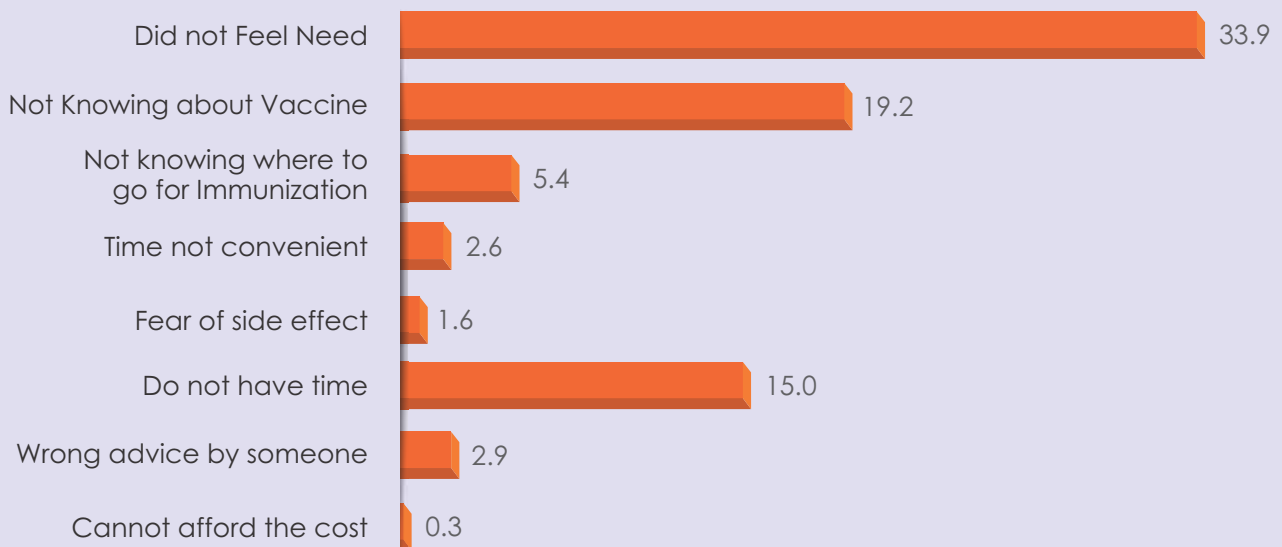
Less than 50% 50% - 60% 60% - 70%
70% - 80% >= 80% Survey not conducted

Estimated partially immunized & not immunized children⁶,
~ 300735



< 10,000 10,000 - 20,000 20,000 - 30,000
30,000 - 40,000 >= 40,000 Survey not conducted

REASON FOR PARTIAL & NO IMMUNIZATION⁷



¹Estimated infants for year 2014-15: MoHFW

²Sample Registration 2013

³Sample Registration 2012

⁴HMIS data

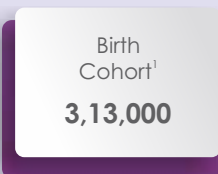
⁵&⁶DLHS 2012-13

⁷Coverage Evaluation Survey 2009

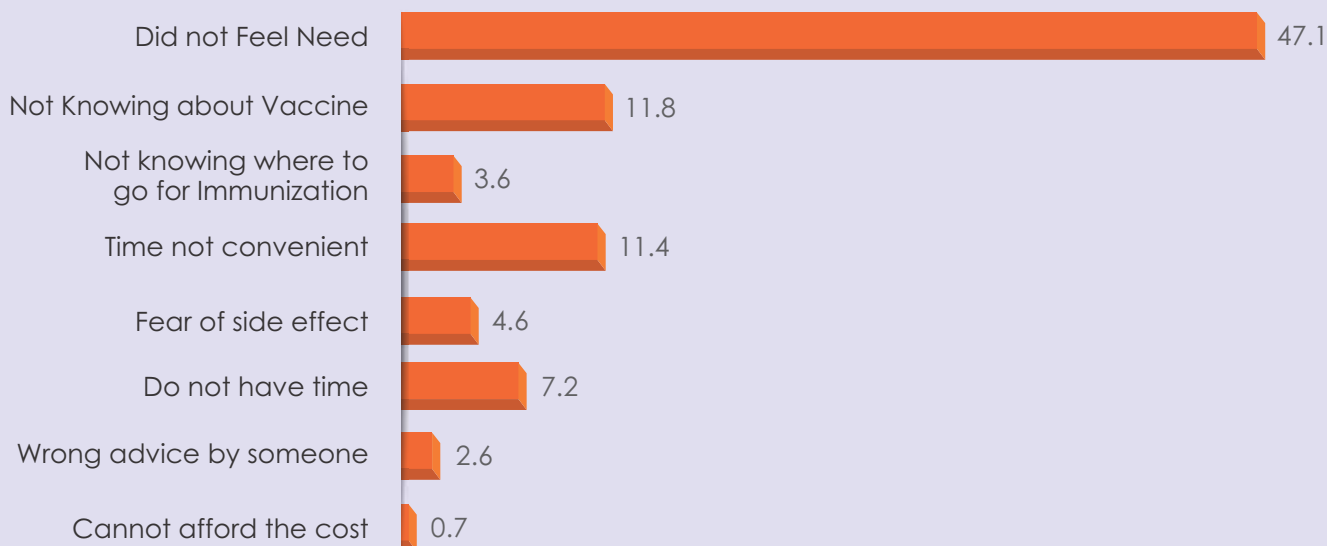
PHASE 1: 2 High Focus Districts

North-East
North-West

Identified JE endemic districts where JE campaign activity has been completed and JE vaccine is being provided as part of RI



REASON FOR PARTIAL & NO IMMUNIZATION⁵



¹Estimated infants for year 2014-15: MoHFW

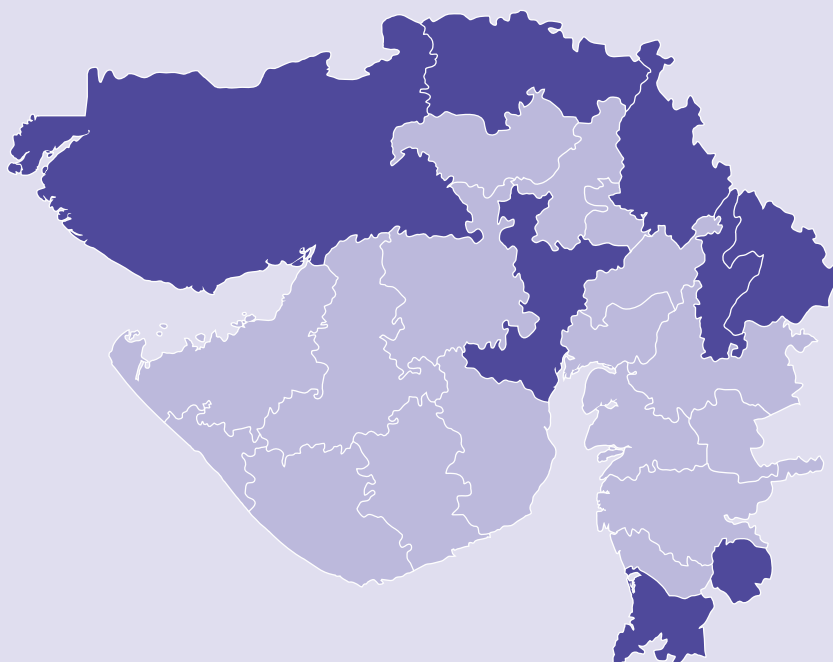
²Sample Registration 2013

³Sample Registration 2012

⁴HMIS data

⁵Coverage Evaluation Survey 2009

*No recent evaluated data available



PHASE 1: 9 High Focus Districts

- Ahmedabad
- Ahmedabad Corpn.
- Banaskantha
- Dahod
- Dangs
- Kutch
- Panchmahals
- Sabarkantha
- Valsad

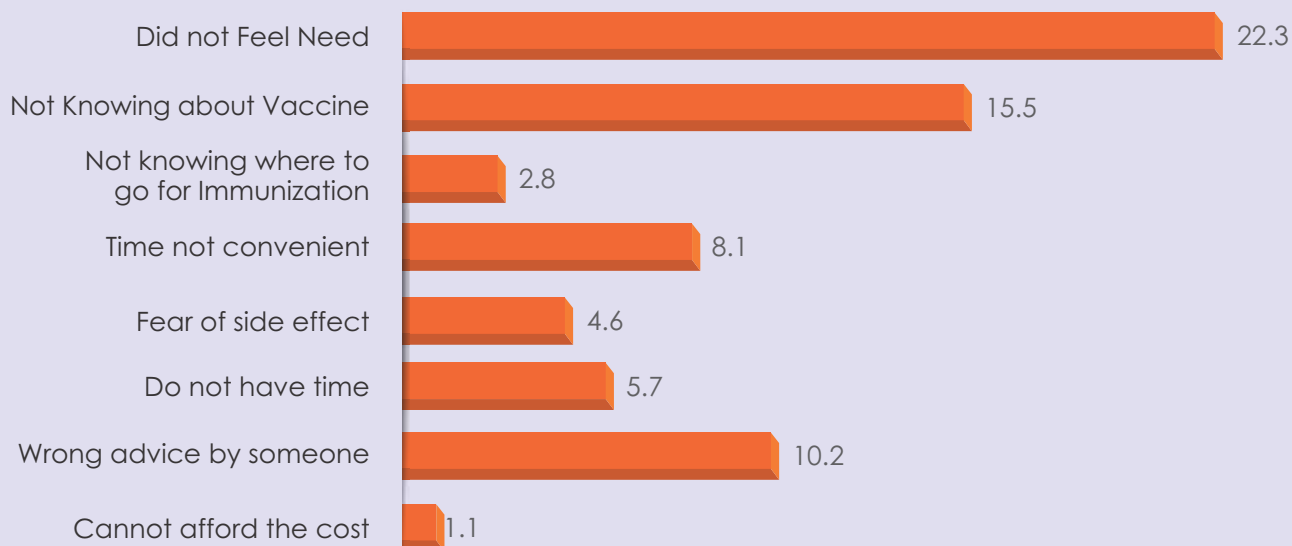
Birth Cohort¹
1,282,000

Infant mortality rate²
36/1000

Children under 5 mortality rate³
48/1000

Immunization sessions conducted in the year 2013-14⁴
4,59,831

REASON FOR PARTIAL & NO IMMUNIZATION⁵



¹Estimated infants for year 2014-15: MoHFW

²Sample Registration 2013

³Sample Registration 2012

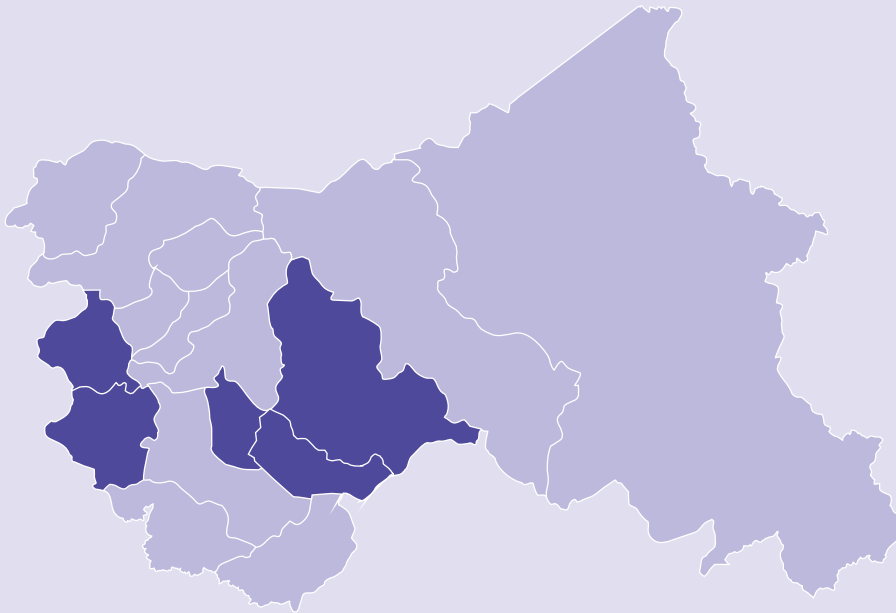
⁴HMS data

⁵Coverage Evaluation Survey 2009

⁶No recent evaluated data available

PHASE 1: 5 High Focus Districts

- Doda
- Kishtwar
- Punch
- Rajauri
- Ramban



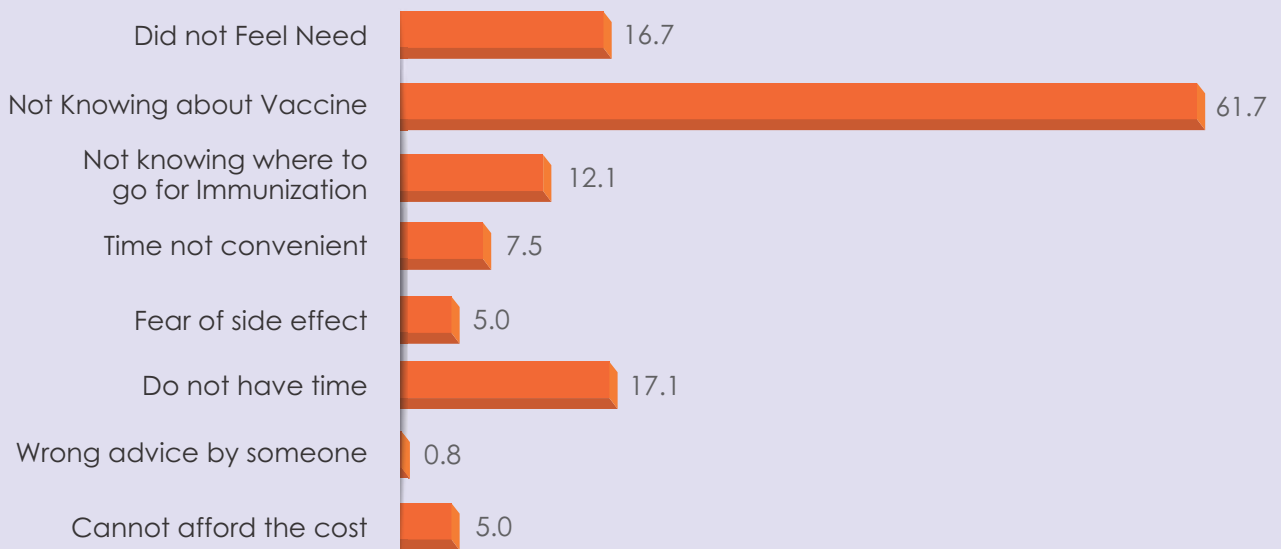
Birth Cohort¹
2,21,000

Infant mortality rate²
37/1000

Children under 5 mortality rate³
43/1000

Immunization sessions conducted in the year 2013-14⁴
97,690

REASON FOR PARTIAL & NO IMMUNIZATION⁵



¹Estimated infants for year 2014-15: MoHFW

²Sample Registration 2013

³Sample Registration 2012

⁴HMIS data

⁵Coverage Evaluation Survey 2009

*No recent evaluated data available

